

Advances in Pharmacogenomics and Precision Therapy: Review on Personalize Medicine

Atique D. Khan¹, Tejas V. Fendar², Dr. Akshay M. Kasambe³, Dr. Avinash S. Jiddewar⁴

¹Student, Navsanjeevan Shikhan Mandal's College of Pharmacy Darwha, Yavatmal, India

²Student, Navsanjeevan Shikhan Mandal's College of Pharmacy Darwha, Yavatmal, India

³Associate Professor, Navsanjeevan Shikhan Mandal's College of Pharmacy Darwha, Yavatmal, India

⁴Principal, Navsanjeevan Shikhan Mandal's College of Pharmacy Darwha, Yavatmal, India

Abstract: *The field of personalized medicine has advanced significantly in recent years, with pharmacogenomics and precision therapy at the forefront of this transformation. This review article explores the latest developments in these domains, highlighting how genetic and molecular profiling enable more tailored and effective therapeutic approaches. Pharmacogenomics, which examines how genetic variations influence individual responses to drugs, offers insights that reduce adverse effects and optimize drug efficacy. Precision therapy leverages these insights, alongside advanced molecular diagnostics, to identify specific targets within a patient's disease profile, allowing for customized treatment regimens. Together, these approaches promise improved patient outcomes, especially in complex conditions such as medically complex patients, cancer, surgical cases, and neurological disorders. This review aims to provide a comprehensive overview of recent advancements and the future implications of pharmacogenomics and precision therapy in personalized medicine & guidelines for the clinical implementation of pharmacogenomic testing, underscoring their role in shaping a more efficient and patient-centered healthcare landscape. Pharmacogenomics and precision therapy are revolutionizing personalized medicine by enabling tailored therapeutic approaches through genetic and molecular profiling. This review explores recent advancements in pharmacogenomics, highlighting its role in optimizing drug efficacy and minimizing adverse effects. Precision therapy integrates these insights with advanced diagnostics, offering customized treatments for complex conditions such as cancer and neurological disorders. The article also discusses guidelines for clinical implementation and the future implications of pharmacogenomics in enhancing patient-centered healthcare.*

Keywords: pharmacogenomics, personalized medicine, genetic polymorphism, precision therapy, clinical implementation

1. Introduction

1.1 Pharmacogenomics and Personalized Medicine

This article aims to review recent advancements in pharmacogenomics and precision therapy, focusing on their clinical implications and future potential in personalized medicine. Six papers report unique outcomes about on the disclosure of modern hereditary markers of the outcome of a pharmacological treatment in terms of either efficacy or poisonous quality. Two papers center on the pharmacogenomics of platinum derivatives. Dugo and colleagues⁽⁸⁾ report the comes about of the bioinformatic amendment of a dataset of profoundly resected ovarian cancer patients from TCGA, treated with an adjuvant platinum-based treatment. They center on tumor tissue hereditary changes and particularly on somatic duplicate number change, highlighting a altogether diverse design of genomic amplification in platinum safe patients versus platinum sensitive. The paper underscores the importance of considering the tumor tissue genome when drawing nearer the issue of pharmacogenomics in cancer treatment. Additionally, it focuses out the incredible opportunity advertised by the expansive sum of genomic information delivered by universal consortia like TCGA that seem be mined to highlight innovative pharmacogenomic markers. The research paper by Zazuli and colleagues⁽⁹⁾ addresses the issue of predictive markers of nephrotoxicity due to cisplatin treatment. They attempt to validate some previously investigated genetic polymorphism in SLC22A2 and ERCC2. Yanqu Xu and Colleagues⁽¹⁰⁾ Describe a unique investigation of freely

available information exploring viable drugs for breast cancer utilizing a framework approach. The examination is focused on distinguishing particles viable in specific breast cancer subtypes by considering the affect of possibly successful drugs on the pathway crosstalk mediated by miRNAs. In their coordinates investigation, the creators point out, for illustration, sorafenib as a pharmaceutical potentially viable on the basal subtype, or irinotecan for Her2 - positive subtype. AIEitan and colleagues⁽¹¹⁾ evaluated the association between a board of seven polymorphic variations in the well-established candidate qualities CYP2C9 (three variations) and VKORC1 (four variations) and warfarin anticoagulant impacts, in a cohort of unrelated Jordanian - Arab patients with cardiovascular disease. Warfarin response was evaluated in terms of the achievement of a coagulation level in the therapeutic range amid treatment and of the drug dosage required by the patient. Variations of both qualities were related with warfarin impacts and dosage requirement. Interestingly, the haplotype determined by the combination of the variations of each quality were too related with the impacts of warfarin, confirming the relevance of the multilocus CYP2C9/VKORC1 genotype to improving warfarin treatment for Arab patients also. Lucafò and colleagues⁽¹²⁾ describes the development of FARMAPRICE, anIT-based clinical decision support system (CDSS) for the user-friendly application of existing pharmacogenomic guidelines in the clinical practice of drug medicine in Italy. The need of dedicated IT apparatuses is an recognized barrier to the implementation of pharmacogenomics. Even though the convenience of electronic health records must be significantly improved in arrange to allow an compelling translation of hereditary data into routine medicate medicine

Volume 13 Issue 12, December 2024

Fully Refereed | Open Access | Double Blind Peer Reviewed Journal

www.ijsr.net

in Italy, the advancement of tools like FARMAPRICE can be helpful in encouraging the prepare. Another paper by Van Der Wouden and colleagues' (13). modification is focused on implementation cardiology. Indeed, drugs used in this clinical setting have a huge inter individual variability, which is reflected in profoundly impactful under - or over - treatment, which extremely influences the security of the patients. The choice of the drug and the dose is frequently basic, and strict clinical checking is required to alter the treatment, as in the case of warfarin. Many gene–drug interactions are accessible that have been approved by huge prospective clinical trials with the opportunity to integrate clinical and genetic data in prescient pharmacogenetic algorithms. Cost - effectiveness

studies were also conducted supporting the application of PGx data in the dose alteration. In conclusion, PGx tests for clopidogrel in high - risk patients and warfarin in patients counting all indications could start to be implemented in daily clinical practice, similar to simvastatin tests. Acenocoumarol should be limited to patients who do not reach the INR after a certain period of treatment. The algorithm may improve acenocoumarol measurement choice for patients who will start treatment with this drug especially in extreme - dosage patients. Further studies are necessary to confirm that the PGx test for acenocoumarol is ready for use. Pavlovic and colleagues (14).

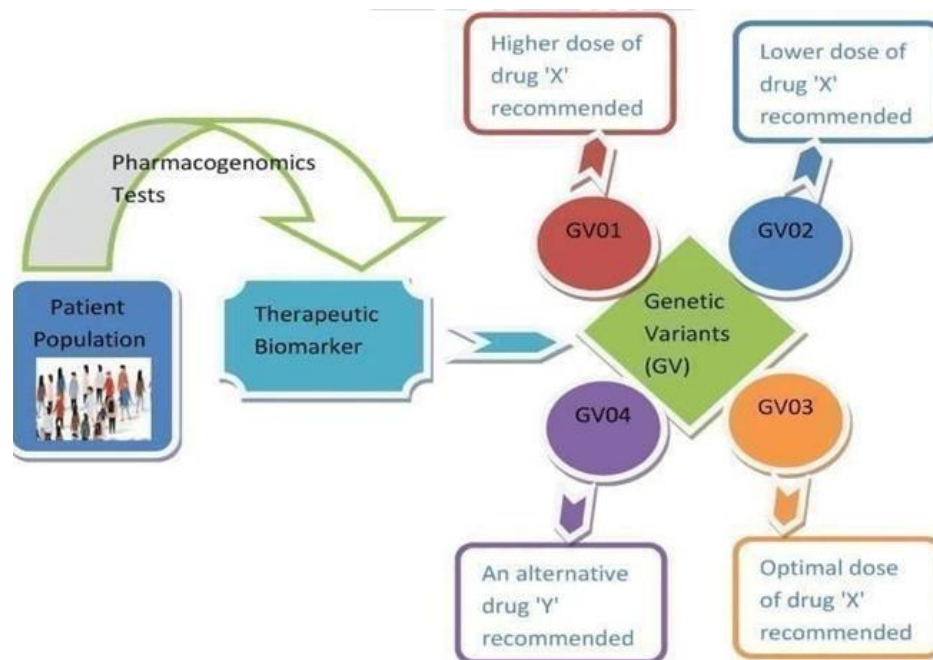


Figure 1: The impact of pharmacogenomics in personalized medicine. the figure has taken by springer nature link (15)

2. Why Pharmacogenomics? Why Now?

The study underscores the transformative potential of pharmacogenomics in reducing adverse drug reactions and optimizing therapeutic outcomes, thereby paving the way for a more effective and patient - centric healthcare system.

Three recent improvements are responsible for the increased interest in pharmacogenomics. The first is the recent acknowledgment that systematic discovery of hereditary change can give critical, achievable opportunities for developing new helpful and symptomatic items from genomics. The moment is the development of appropriate methods for disclosure and examination of hereditary variety in human populations that may be employed within the time line and limitations of drug advancement. Finally, the development of managed care as an economic force in medication gives an financial motivating force for the use of pharmacogenomics by pharmaceutical companies and healthcare providers. The continuing growth of the number of helpful choices increases the complexity of treatment choices and makes it harder for each new drug to differentiate itself from its competitors. It is becoming increasingly recognized that genetic tests to identify patients in which a specific product will be safe and effective may provide such products with a competitive advantage in the marketplace (16).

2.1 Benefit of Pharmacogenomics

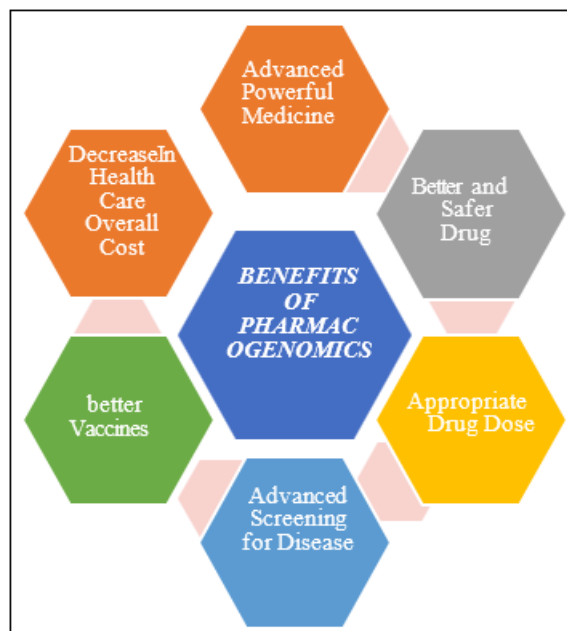


Figure 2: Benefit of Pharmacogenomics

3. Key Gene and Drug Metabolism Pathway

3.1 Influence of polymorphisms in genes encoding phase - I drug metabolism enzymes

Cytochrome P450 2D6:

Cytochrome P450 (CYP), which represents a large and diverse group of heme containing enzyme superfamily, is involved in oxidative metabolism of structurally - diverse molecule drugs, chemical, and fatty acids. The genetic polymorphism in the genes encoding CYP individuals was firstly reported for CYP2D6. The highly polymorphic CYP2D6 gene is found on the chromosome 22q13.1, consisting of nine exons and eight introns (GenBank increase No. NM 000106.5) ⁽¹⁷⁾. More than 100 CYP2D6 genetic variants have been described (<http://www.cypalleles.ki.se/cyp2d6.htm>) to date, resulting from point changes, duplication, additions or deletions of single or multiple nucleotides, and even whole gene deletion. People carrying different CYP2D6 allelic variants have been classified as poor metabolizers (PMs), intermediate metabolizers (IMs), broad metabolizers (EMs), and ultrarapid metabolizers (UMs) according to the metabolic nature of the drugs and degree of involvement in drug metabolism of these variants ⁽¹⁸⁾. Although constituting as it were 2%–4% of the total sum of CYPs in the liver, CYP2D6 effectively metabolizes approximately 20%–25% of all administered drugs ⁽¹⁷⁾. The drugs metabolized by CYP2D6 include tricyclic antidepressants, serotonin reuptake inhibitors, antiarrhythmics, neuroleptics, and β -blockers ⁽¹⁸⁾. The broad presence of polymorphism in the CYP2D6 gene altogether influences phenotypic drug reactions. Up to a 10 - fold difference in the required dosage was watched in arrange to achieve the same plasma concentration in different people ⁽¹⁹⁾. Dextromethorphan, debrisoquine, bufuralol and sparteine are the test drugs used for in vivo CYP2D6 phenotyping. According to the test substrate metabolic capabilities among the inspected people in a population, patients can be categorized into the taking after four phenotypic groups: poor, intermediate, broad, and ultra - rapid metabolizers (PMs, IMs, EMs, and UMs), respectively ⁽¹⁹⁾. The interindividual phenotypic varieties depend on the metabolic properties of the CYP2D6 allelic variations (Table 1). Simultaneous presence of two invalid (non - functional) alleles in an individual ⁽¹⁷⁾ confers a PM phenotype, whereas people with two normally - functioning alleles ⁽¹⁸⁾ show with the EM phenotype. In addition, co - existence of a invalid allele with another allele related with diminished work ^(17, 18) gives rise to an IM phenotype, though presence of additional CYP2D6 gene duplicates with normal action confers the UM phenotype. According to the CYP2D6 phenotype, the Caucasian populace comprises around 5%–10% PMs, 10%–17% IMs,

70%–80% EMs, and 3%–5% UMs ⁽¹⁹⁾. The percentages of PMs, IMs, EMs, and UMs varies among diverse ethnicities due to the significant variability in the CYP2D6 allele distribution (Table S1 and Table S2). People with the UM phenotype can metabolize the administered CYP2D6 substrates in much shorter time than people with the IM or PM phenotypes ⁽¹⁷⁾. This leads to very low plasma drug levels with potential loss of drug viability. In this manner, higher drug measurements would be required to achieve successful sedate concentrations, which may be deadly when managing with drugs with contract restorative files. Strikingly, a large number (approximately 10%–30%) of Saudi Arabians and Ethiopians have been detailed to have the CYP2D6*2XN allele ^(18, 19). On the other hand, there is an inverse circumstance for the people with the CYP2D6*3, *4, *5, and *6 alleles (PM phenotype). These allelic variations lead to dormant CYP2D6 proteins ^(17, 18). As a result, the influenced people show tall plasma drug levels with expanded risks of drug related side impacts and subsequently decreased medicate measurements ought to be managed ⁽¹⁶⁾. The allelic frequencies with clinical results of CYP2D6*3 (3.3% in Sardinians), CYP2D6*4 (23%–33% in Polish and Faroese populations), CYP2D6*5 (5.9%–6.2% in Spaniards and African Americans), and CYP2D6*6 (1.9%–3.3% in Faroese and Italians) were moreover calculated in different populations (Table S2). The prodrug tamoxifen is a particular estrogen receptor (ER) modulator utilized to treat ER - positive breast cancer patients ⁽¹⁷⁾. Tamoxifen is effectively catalyzed to endoxifen and 4hydroxytamoxifen by different CYPs with CYP2D6 acting as the rate - limiting enzyme ⁽¹⁸⁾.

Table 1: cyp2d6 genotype - based phenotype group of individuals

Phenotype	Genotype	Reference
Poor Metabolizer (PM)	CYP2D6*3*8, *11, *16, *18 - *21, *38, *40, *42, *44, *56, *62	26
Extensive Metabolizer (EM)	CYP2D6*2, *17 x 2, *27, *35, *39, *48	27
Intermediate Metabolizer (IM)	CYP2D6*10, *14, *17, *18, *36, *41, *47, *49 - *51, *54, *55, *57	28, 29
Ultra Rapid Metabolizer	CYP2D6*2xn (N=2, 3, 4, 5 or 13)	26, 31, 36, 37

Note: Classification is based on the metabolic capabilities of CYP2D6 enzyme on probe substrate (bufuralol, debrisoquine, sparteine and dextromethorphan) among the sample individuals in different populations.

3.2 An overview of important consequences of genetic polymorphism in the CYP's

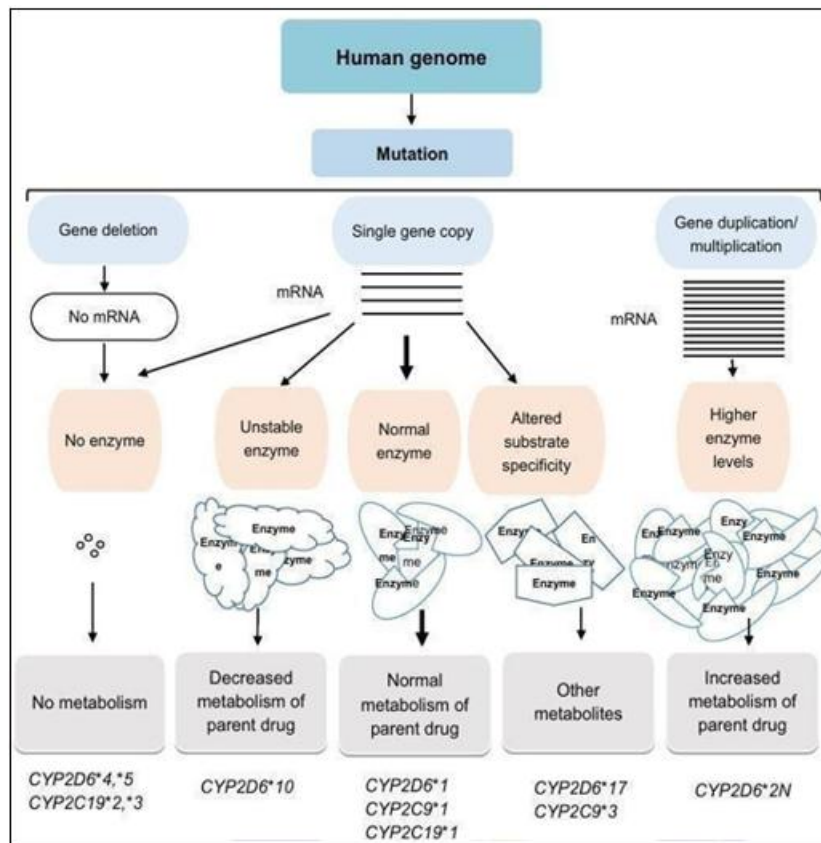


Figure 3: Overview of the effect of genetic polymorphism on some human cytochrome p450 variant alleles & molecular mechanism leading to altered drug metabolism.

3.3 Enzyme utilize in Drug Metabolism

- NAT2
- TPMT
- UGT1A1

3.4 Transport Protein and Receptors:

Genetic variations in transporter proteins, such as SLCO1B1, can affect how drugs are transported and responded to by the body:

a) SLCO1B1

The SLCO1B1 gene encodes the natural anion transporting polypeptide 1B1 (OATP1B1), a protein in liver cells that transports compounds from the blood into the liver. Hereditary varieties in this gene can influence how the body reacts to drugs like simvastatin, methotrexate (MTX), and other drugs:

b) Pharmacogenetics and pharmacogenomics

Pharmacogenetics is the study of genetic variations in a single gene that affect drug response, while pharmacogenomics is the study of genetic variations in all genes that affect drug response.

c) Drug transporters

Drug transporters in the gut and liver can affect how much of a drug enters the body and how much escapes metabolism. The Biopharmaceutics Drug Distribution and Classification System (BDDCS) can help predict how drug transporters affect a drug's pharmacokinetics.

4. Pharmacogenomic Testing

Pharmacogenomic testing analyzes target genes for polymorphisms that influence the function of proteins distinguished as playing a part in drug metabolism, including drug metabolizing proteins, receptor proteins, and drug transporting enzymes. ⁽²⁰⁾ Hereditary polymorphisms are actually occurring changes in the nucleotide sequence of the DNA. Although many polymorphisms do not cause any changes to the proteins that the DNA arrangement codes for, a few polymorphisms can result in changed protein work and have physiologic consequences. ⁽²¹⁾ Data from pharmacogenomic testing can be consolidated into the prescribing process since an individual's hereditary profile may predict which drugs are most likely to result in wanted outcomes (e. g., treatment reaction) or to have the most reduced risk of unfavorable events. ⁽²⁰⁾

A classic illustration of hereditary variety driving to discernible changes in the way drugs are metabolized is the cytochrome P450 superfamily of enzymes. Depending on the hereditary polymorphisms display, people can be classified as destitute metabolizers, middle of the road metabolizers, broad metabolizers, or ultra - rapid metabolizers. ⁽²¹⁾ Destitute metabolizers are more likely to experience adverse responses from drugs that are prepared by cytochrome P450 chemicals, whereas ultra - rapid metabolizers are more likely to not to react at all to ordinary dosages since the drug is quickly cleared from their system. ⁽²⁰⁾

Pharmacogenomic tests utilize a test of saliva, blood, or a buccal (cheek) swab as a source of hereditary material. Once

collected, the test is handled through a arrangement of steps that result in DNA extraction, filtration, and genotyping.⁽²¹⁾ The comes about of genotyping are at that point handed - off to the care supplier. Pharmacogenomic tests can be performed on single genes or can give an examination of different qualities at once. Utilizing restrictive calculations, numerous pharmacogenomic tests that incorporate multigene boards give colour - coded appraisals of the reasonableness of medicines based on comes about of testing.⁽²⁰⁾ For case, drugs categorized as green can be prescribed as directed and yellow - coded drugs have the potential for direct gene - drug interactions.⁽²¹⁾

Pharmacogenomic testing has applications in many areas of pharmaceutical, counting cardiology, endocrinology, gastroenterology, hematology, immunology, neurology, oncology, and psychiatry.⁽²¹⁾

5. Clinical Implementation

incorporate the need of motivations for clinicians to conduct tests or implement methods that might avoid unfavorable events. There are generally few thinks about that demonstrate the cost - effectiveness of pharmacogenetic testing⁽²²⁾. Although a multigene board approach is less costly than requesting tests for one pharmacogenetic at a time, there are no information to evaluate the cost - effectiveness of the board approach when executed early on in life and utilized all through a patient's lifetime. Numerous health - care frameworks do not give budgetary repayment for preventive - medicine administrations or for pre - emptive screening, which makes a barrier to pharmacogenetic testing in the clinic^(21, 22)

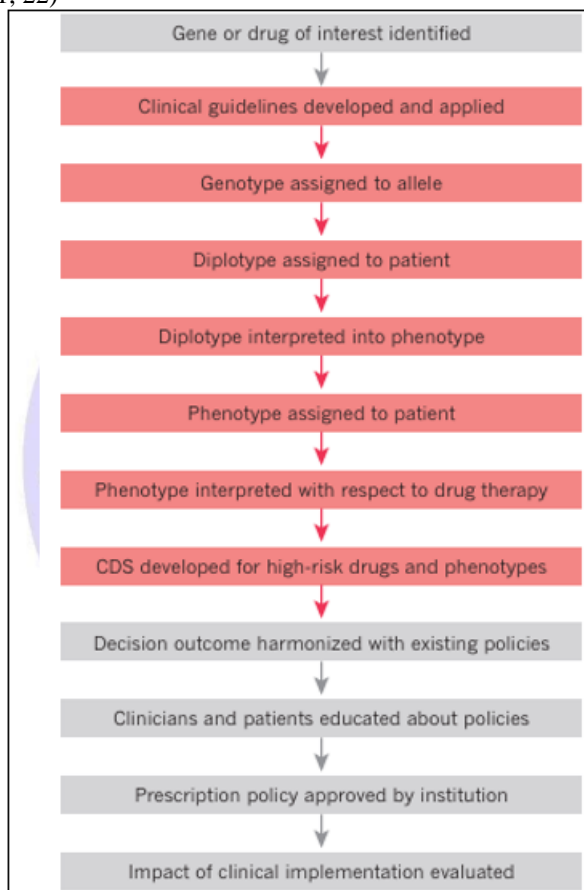


Figure 4: Clinical Implementation

5.1 Guidelines on the clinical implementation of pharmacogenomic Testing

To facilitate the implementation of pharmacogenomic testing into clinical hone, a few organizations and proficient social orders have delivered evidence - based rules that offer recommendations almost when testing is appropriate and give direction approximately how an individual's genotype status can be utilized to advise treatment determination or dosing choices. This direction is especially imperative since pharmacogenomic testing is moderately exceptional in routine clinical hone, and numerous clinicians may not have the specialized information and ability in genetics and pharmacology required to decipher test comes about precisely and successfully consolidate them into treatment decisions.⁽²³⁾

The most comprehensive pharmacogenomic testing rules accessible are distributed by the Clinical Pharmacogenetics Execution Consortium (CPIC) and the Dutch Pharmacogenetics Working Group (DPWG).⁽²³⁾ Although these rules do not prescribe any particular pharmacogenomic tests, they serve as a asset for clinicians to pick up an understanding of what pharmacogenomic data is clinically actionable during the endorsing handle. The exhortation from these rules is based on discoveries from thinks about that have inspected the associations between hereditary variations and pharmacokinetic and pharmacodynamic parameters or clinical outcomes. The CPIC guidelines are designed to help clinicians get it how accessible hereditary testcomes about ought to be utilized to optimize medicate treatment. The universal consortium of experts has delivered more than⁽²²⁾ rules that give recommendations on different gene - drug interactions,⁽²³⁾ counting rules on: selective serotonin reuptake inhibitors⁽²⁴⁾ tricyclic antidepressants⁽²⁴⁾ atomoxetine⁽²³⁾ and temperament stabilizers.⁽²²⁾

Similarly, the DPWG is a multidisciplinary group that incorporates clinical drug specialists, doctors, clinical pharmacologists, clinical chemists, epidemiologists, and toxicologists who pointed to create pharmacogenomics - based restorative measurements proposals that might be coordinates into drug prescription and pharmaceutical observation systems.⁽²⁵⁾ The gather distributed their original rules in 2008³⁹ and hence overhauled their rules in 2011.³⁸ Since 2011, the DPWG have kept up and updated their rules on their Pharmacogenetic site as the prove proceeds to advance. Notably, these guidelines include dosing recommendations significant to psychiatry. on different antidepressants (e. g., amitriptyline, citalopram, escitalopram, paroxetine) and antipsychotics (e. g., aripiprazole, brexpiprazole, risperidone, zuclopenthixol).⁽²⁵⁾

Guidelines produced by CPIC and the DPWG have received supports from a number of proficient associations in Canada and internationally, counting the Canadian Pediatric Society,⁽²⁴⁾ the American Society of Health - System Pharmacists,⁽²⁵⁾ the American Society for Clinical Pharmacology & Therapeutics,⁽²⁶⁾ the European Affiliation for Clinical Pharmacology and Therapeutics,⁽²⁶⁾ and the European Affiliation of Hospital Pharmacists.⁽²⁶⁾

6. Pharmacogenomics in diseases specific treatment

6.1 Cases and Discussion

Case 1: Medically Complex Patient

ST is a 9 - year - old patient with restorative complexity ensuing to a non - fatal submersion occasion resulting in cardiac capture, anoxic brain injury, extreme neurologic disability, and consequent require for many drugs. She has illustrated determined torment and anxiety behaviors attributed to visceral hyperalgesia and likely brokenness of

the neurologic - gut axis, in spite of equation and medicine regimen changes. Parents inquire around particular serotonin reuptake inhibitors (SSRIs) and share that they learned from other guardians that hereditary testing can be utilized to offer assistance oversee these drugs. ST's mother particularly inquires approximately hereditary testing for SSRIs. The peruser is referred to a practical review of contemplations whether or not to test ⁽²⁷⁾ and brief, valuable direct for pharmacogenetic test selection. ⁽²⁷⁾ Briefly, the to begin with step is to decide if a medicine has PGx rules or drug label with PGx advice. The Pharmacogenomics Information Database (PharmGKB) is a valuable put to begin Table

Table 3: Medicinally complex patient

Clinical Question	Resources to Find Answers
How to I determine if My patient	Pharmacogenomics knowledge (PharmGKB) Clinical Guideline Annotations
PGx test results are Relevant & medication I want to prescribe?	Click on Pediatric filter then search by drug to find related guideline both with pediatric information The Clinical Pharmacogenetic Implementation Consortium (CPIC) Royal Dutch Association for the Advancement of Pharmacy - Pharmacogenetics working Group (DPWG) Canadian Pharmacogenomics Network for Drug Safety (CPNDS) French National Network of Pharmacogenetics PharmGKB Drug Label Annotations
	Click on Pediatric filter then search by drug to determine if PGx information is in a drug label approved by: <ul style="list-style-type: none"> • U. S. Food and Drug Administration (FDA) • Health Canada (Sante Canada) • European Medicine Agencies Swiss Agency of Therapeutic Product Pharmaceutical and Medical Devices Agency of Japan
How do I find Medication that can change a child's genotype predicted cytochrome P450 Metabolizing phenotype?	FDA Drug Development and Drug Interaction table of substrate inhibitor sand inducers Click on "Clinical index inhibitors" or "Clinical Index Inducers" First Check with your clinic hospital laboratory and use existing services if available While a database exists to find laboratories that offer PGx testing laboratory and test comparison function is not available Consult with Local or regional genetic counselor
How do I find genetic Counselor near me?	Use the National Society of Genetic Counselors search tool: https://findageneticcounselor.nsgc.org/ In Person FindaGC

Case 2: Neurology Patient

JP is an 11 - year - old nonverbal male with extreme introverted ness spectrum disorder, epilepsy, and compounding forceful behavior. Current drugs are clonidine (for rest), olanzapine (for agitation), and bupirone (for agitation). In the past, levetiracetam declined behavior, risperidone caused weariness and ataxia, and divalproex was incapable. The persistent is conceded to address behavior concerns, where oxcarbazepine and escitalopram are considered. Panel - based testing may or may not give comes about important to a patient's current treatment as outlined in Table 4.

Case 2 Panel - based testing results

Table 4: Panel - Based Testing Results

Genotype Results	Phenotype	Relevant medications
HLB*15: 02	Non - carrier	Oxcarbazepine
HLAA*3: 01	Non - carrier	Oxcarbazepine
CYP2D6*1/4	IM	None
CYP2C19*1/*17	RM	None
CYP2C9*1/1	NM	None
CYP2B6*1/6	IM	None
SLC6A4 S/S	Low Activity	None
HTR2A - 1438 G>AG/A	Intermediate Activity	None

Relevant medication refers to which medications are relevant to the case. Information about gene and results not featured in the case discussion can be found on PharmGKB

Abbreviations: IM - Intermediate Metabolizer, NM - normal metabolizer, RM - rapid metabolizer

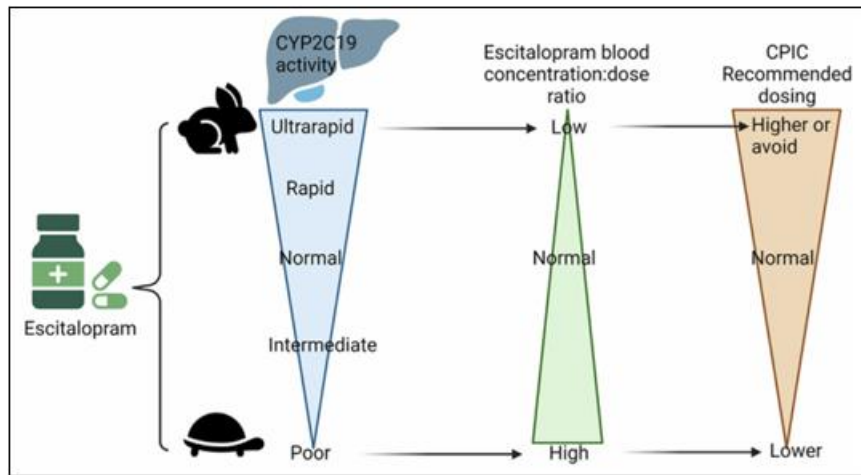


Figure 5: Escitalopram dosing recommendation are based on CYP2C19 phenotype⁽²⁸⁾ This figure was created using Biorende

Case 3: Surgical Patient

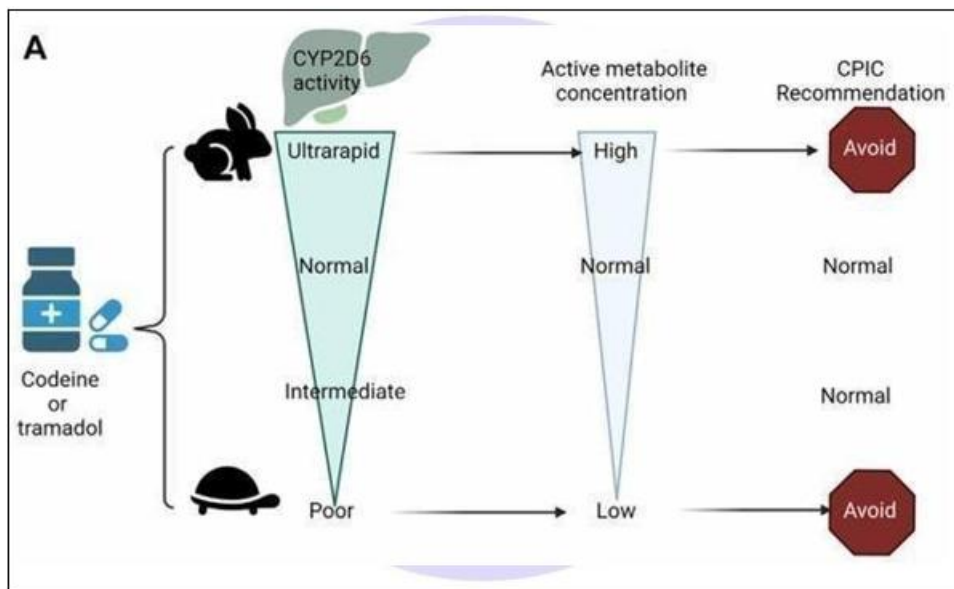


Figure 6 (A): Example of pro - drug being metabolized to an active drug (codeine to morphine)

Case 4: Oncology Patient

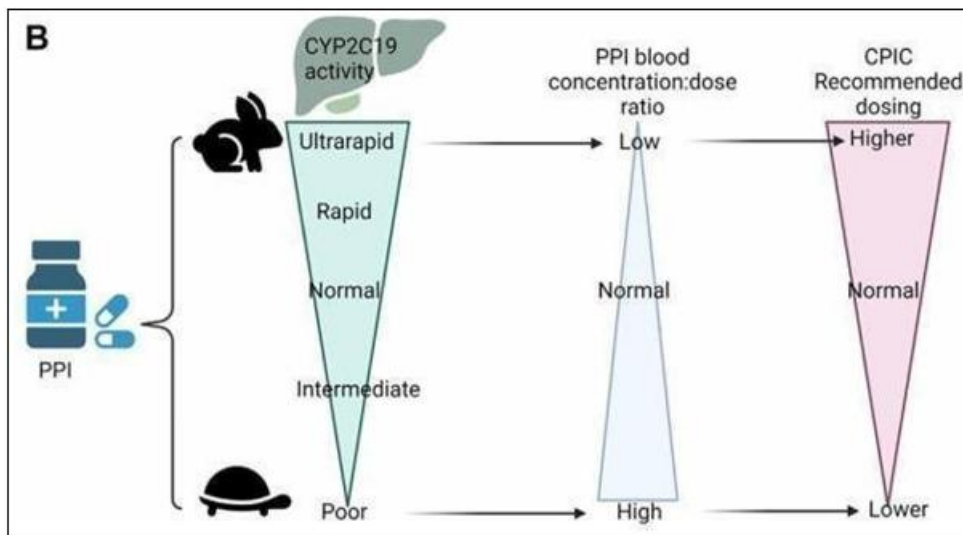


Figure 6 (B): The active drug being metabolized to an inactive drug (proton pump inhibitors) with the blood concentrations and Clinical Pharmacogenetics Implementation Consortium recommendations⁽²⁹⁾ This figure was created using Biorender.com

7. Advances in Pharmacogenomics Technology

Advances in Pharmacogenomics Technology and its Heterogeneity is watched in the way in which people react to medicines. Clinical observations of acquired contrasts in drug impacts were first recorded in the 1950s, and by a decade ago, it was clearly recognized that acquired contrasts in drug metabolism and disposition, and hereditary polymorphisms in the targets of medicate treatment might have a significant impact on the viability and poisonous quality of solutions (30). The guarantee of pharmacogenomics has been the advancement of therapeutics focused on for particular persistent subgroups. It was imagined approximately 10 years back that high - throughput atomic diagnostics approaches, utilizing DNA microarray and ultrahigh - throughput sequencing advances, would give touchy screening instruments for hereditary predisposition to the unfavorable impacts of therapeutics. This would at that point allow persistent stratification and the vigorous determination of solutions and measurements custom - made to address inter individual inconstancy (31). Critical enhancements in genomic innovations are by and large measured by two criteria – an increment in measure throughput by at slightest an arrange of size, coupled with an exponential cost decrease relative to pre - existing approaches. More current and creating DNA sequencing and microarray advances have steadfastly aimed at accomplishing these criteria.

8. Future Perspective

The future direction of pharmacogenomics will be largely influenced by the pace at which high - throughput hereditary screening advances progress in the coming two decades, and the application of these changed advances for the determination and administration of complex infections against the background of genotypic variability between people. The improvement of particular solutions to improve the quality of life, maybe by deferring the maturing handle 'based' on person genomic characteristics, are likely to prosper exponentially. A future doctor can explore a patient's striking genomic highlights, such as atomic defects, characteristics and behavior designs based on the data assembled on person genotypes and the likely phenotypic results, as a prerequisite for exact health administration and quality care.

Repetitive DNA and transposable components are an inherent portion of the eukaryotic genome and are basic for the understanding of transcriptional administrative systems and phenotypic heterogeneity. The distinguishing proof of repetitive DNA and transposable components directing quality administrative systems is growing owing to the advancement of quick sequencing methodologies. The appearance of next - generation sequencing and the going with emotional taken a toll diminishment for whole - genome sequencing is bringing this innovation inside the reach of people. Helicos Innovation claims to arrangement the whole human genome in single day for less than US\$1000 utilizing their 'true single - molecule sequencing' innovation that specifically measures single atoms of DNA (or RNA) without the required to open up or clone DNA; in this way lessening time and taken a toll impressively and expanding sequencing devotion. The genuine single - molecule sequencing

innovation moreover permits synchronous sequencing of huge numbers of strands of single DNA (or RNA) particles by utilizing a sequencing - by - synthesis innovation, wherein labeled DNA bases are consecutively included to the nucleic corrosive layouts that are captured on a stream cell, prior to location.

9. Conclusion

Pharmacogenomics and precision therapy have demonstrated substantial potential in revolutionizing personalized medicine. By tailoring treatments based on genetic profiles, these approaches promise enhanced efficacy and reduced adverse effects. Despite challenges such as high costs and implementation barriers, the integration of these innovations into clinical practice holds the key to a more efficient and patient - centered healthcare system

References

- [1] Van Der Wouden, C. H.; Bohringer, S.; Cecchin, E.; Cheung, K. - C.; Davila - Fajardo, C. L.; Deneer, V. H. M.; Dolzan, V.; Ingelman - Sundberg, M.; Jonsson, S.; O Karlsson, M.; et al. Generating evidence for precision medicine: Considerations made by the Ubiquitous Pharmacogenomics Consortium when designing and operationalizing the PREPARE study. *Pharmacogenet. Genom.*2020.
- [2] Relling, M. V.; Klein, T. E.; Gammal, R. S.; Whirl - Carrillo, M.; Hoffman, J. M.; Caudle, K. E. The Clinical Pharmacogenetics Implementation Consortium: 10 Years Later. *Clin. Pharmacol. Ther.*2019, 107, 171–175.
- [3] Chenoweth, M. J.; Giacomini, K. M.; Pirmohamed, M.; Hill, S. L.; Van Schaik, R. H. N.; Schwab, M.; Shuldiner, A. R.; Relling, M. V.; Tyndale, R. F. Global Pharmacogenomics Within Precision Medicine: Challenges and Opportunities. *Clin. Pharmacol. Ther.*2019, 107, 57–61.
- [4] (Hughes D, Andersson DI. Evolutionary consequences of drug resistance: shared principles across diverse targets and organisms. *Nat Rev Genet.*2015; 16 (8): 459– 471.2. Evans WE, Relling MV. Moving towards individualized medicine with pharmacogenomics. *Nature.*2004; 429 (6990): 464–468. Review of pharmacogenomics from discovery to the clinic.
- [5] Relling MV, Klein TE, Gammal RS, et al. The Clinical Pharmacogenetics Implementation Consortium: 10 Years Later. *Clin Pharmacol Ther* 2020; 107 (1): 171–
- [6] Ramsey LB, Ong HH, Schildcrout JS, et al. Prescribing Prevalence of Medications with Potential Genotype - Guided Dosing in Pediatric Patients. *JAMA Netw Open* 2020; 3 (12): e2029411.
- [7] Abbasi J. Getting pharmacogenomics into the clinic. *JAMA.*2016; 316: 1533 - 1535. 2) Relling MV, Evans WE. Pharmacogenomics in the clinic *Nature.*2015; 526: 343 - 350.
- [8] Relling MV, Klein TE. CPIC: Clinical Pharmacogenetics Implementation Consortium of the Pharmacogenomics Research Network. *Clin Pharmacol Ther.*2011; 89: 464 - 467.4. Swen JJ, Wilting I, de Goede AL, et al. Pharmacogenetics: from bench to byte. *Clin Pharmacol Ther.*2008; 83: 781 - 787.5. Amstutz U, Shear NH, Rieder MJ, et al. Recommendations for HLA

- B*15: 02 and HLA - A*31: 01 genetic testing to reduce the risk of carbamazepine - induced hypersensitivity reactions. *Epilepsia*.2014; 55: 496 - 506.6. Picard N, Boyer JC, Etienne - Grimaldi MC, Barin - Le GC, Thomas F, Lorient MA. Pharmacogenetics - based personalized therapy: levels of evidence and recommendations from the French Network of Pharmacogenetics (RNPGx). *Therapie*.2017; 72: 185 - 192.
- [9] Dugo, M.; Devecchi, A.; De Cecco, L.; Cecchin, E.; Mezzananza, D.; Sensi, M.; Bagnoli, M. Focal Recurrent Copy Number Alterations Characterize Disease Relapse in High Grade Serous Ovarian Cancer Patients with Good Clinical Prognosis: A Pilot Study. *Genes* 2019, 10, 678.
- [10] Zazuli, Z.; Otten, L. S.; Droge Moller, B.; Medeiros, M.; Monzon, J. G.; Wright, G. E. B.; Kollmannsberger, C. K.; Bedard, P. L.; Chen, Z.; Gelmon, K. A.; et al. Outcome Definition Influences the Relationship Between Genetic Polymorphisms of ERCC1, ERCC2, SLC22A2 and Cisplatin Nephrotoxicity in Adult Testicular Cancer Patients. *Genes* 2019, 10, 364.
- [11] Xu, Y.; Lin, S.; Zhao, H.; Wang, J.; Zhang, C.; Dong, Q.; Hu, C.; Desi, S.; Wang, L.; Xu, Y. Quantifying Risk Pathway Crosstalk Mediated by miRNA to Screen Precision drugs for Breast Cancer Patients. *Genes* 2019, 10, 657.
- [12] Al - Eitan, L. N.; Almasri, A. Y.; Khasawneh, R. H. Impact of CYP2C9 and VKORC1 Polymorphisms on Warfarin Sensitivity and Responsiveness in Jordanian Cardiovascular Patients during the Initiation Therapy. *Genes* 2018, 9, 578.
- [13] Lucafo, M.; Stocco, G.; Martellosi, S.; Favretto, D.; Franca, R.; Malusa, N.; Lora, A.; Bramuzzo, M.; Naviglio, S.; Cecchin, E.; et al. Azathioprine Biotransformation in Young Patients with Inflammatory Bowel Disease: Contribution of Glutathione - S Transferase M1 and A1 Variants. *Genes* 2019, 10, 277.
- [14] VanDerWouden, C. H.; Bank, P. C. D.; Ozokcu, K.; Swen, J. J.; Guchelaar, H. - J. Pharmacist - Initiated Pre - Emptive Pharmacogenetic Panel Testing with Clinical Decision Support in Primary Care: Record of PGx Results and Real - World Impact. *Genes* 2019, 10, 416.
- [15] Pavlovic, S.; Kotur, N.; Stankovic, B.; Zukic, B.; Gasic, V.; Dokmanovic, L. Pharmacogenomic and Pharmacotranscriptomic Profiling of Childhood Acute Lymphoblastic Leukemia: Paving the Way to Personalized Treatment. *Genes* 2019, 10, 191.
- [16] by SPRINGER NATURE Link.
- [17] Scangos, G.1997. *Nature Biotechnology* 15: 1220–1221.2. Drews, J. and Ryser, S.1997. *Nature Biotechnology* 15: 1318–1319.
- [18] Kimura S, Umeno M, Skoda RC, Meyer UA, Gonzalez FJ. The human debrisoquine 4 - hydroxylase (CYP2D) locus: sequence and identification of the polymorphic CYP2D6 gene, a related gene, and a pseudogene. *Am J Hum Genet* 1989; 45: 889–904. Gough AC, Smith CA, Howell SM, Wolf CR, Bryant SP, Spurr NK. Localization of the CYP2D gene locus to human chromosome 22q13.1 by polymerase chain reaction, in situ hybridization, and linkage analysis. *Genomics* 1993; 15: 430–2.
- [19] Zhou SF, Di YM, Chan E, Du YM, Chow VD, Xue CC, et al. Clinical pharmacogenetics and potential application in personalized medicine. *Curr Drug Metab* 2008; 9: 738–84
- [20] Kirchheiner J, Nickchen K, Bauer M, Wong M, Licinio J, Roots I, et al. Pharmacogenetics of antidepressants and antipsychotics: the contribution of allelic variations to the phenotype of drug response. *Mol Psychiatry* 2004; 9: 442–73.
- [21] Ahmed S, Zhou Z, Zhou J, Chen SQ. Pharmacogenomics of drug metabolizing enzymes and transporters: relevance to precision medicine. *Genomics Proteomics Bioinformatics*.2016; 14 (5): 298 - 313.
- [22] Mahdiah N, Rabbani B. An overview of mutation detection methods in genetic disorders. *Iran J Pediatric*.2013; 23 (4): 375 - 388.
- [23] Buchanan, J., Wordsworth, S. & Schuh, A. Issues surrounding the health economic evaluation of genomic technologies. *Pharmacogenomics* 14, 1833–1847 (2013).
- [24] Maruf AA, Bousman CA. Approaches and hurdles of implementing pharmacogenetic testing in the psychiatric clinic. *PCN Rep*.2022; 1 (2): e26.
- [25] Hicks JK, Bishop JR, Sangkuhl K, et al. Clinical Pharmacogenetics Implementation Consortium (CPIC) guideline for CYP2D6 and CYP2C19 genotypes and dosing of selective serotonin reuptake inhibitors. *Clin Pharmacol Ther*.2015: 127 - 134.
- [26] Swen JJ, Nijenhuis M, de Boer A, et al. Pharmacogenetics: from bench to bedside update of guidelines. *Clin Pharmacol Ther*.2011; 89 (5): 662 - 673.
- [27] American Society for Clinical Pharmacology & Therapeutics. Tools and resources.2023; <https://www.ascp.org/Resources/Knowledge-Center/Toolsandresources>. Accessed 2023 Apr 17.
- [28] Bousman CA, Zierhut H, Müller DJ. Navigating the Labyrinth of Pharmacogenetic Testing: A Guide to Test Selection. *Clin Pharmacol Ther* 2019; 106 (2): 309–12.
- [29] Bousman CA, Stevenson JM, Ramsey LB, et al. Clinical Pharmacogenetics Implementation Consortium (CPIC) Guideline for CYP2D6, CYP2C19, CYP2B6, SLC6A4, and HTR2A Genotypes and Serotonin Reuptake Inhibitor Antidepressants. *Clin Pharmacol Ther* 2023; 114 (1): 51–68
- [30] Lima JJ, Thomas CD, Barbarino J, et al. Clinical Pharmacogenetics Implementation Consortium (CPIC) Guideline for CYP2C19 and Proton Pump Inhibitor Dosing. *Clin Pharmacol Ther* 2021; 109 (6): 1417–23.
- [31] Evans WE, Relling MV: Pharmacogenomics: translating functional genomics into rational therapeutics. *Science* 286 (5439), 487–491 (1999).
- [32] Kleyn PW, Vesell ES: Genetic variation as a guide to drug development. *Science* 281, 1820–1821 (1998).