

# Harnessing AI and BI for Smart Cities: Transforming Urban Life with Data Driven Solutions

Suman Chintala

**Abstract:** *As cities grow increasingly complex, the integration of Artificial Intelligence (AI) and Business Intelligence (BI) plays a pivotal role in shaping urban environments, optimizing resource management, and enhancing citizens' quality of life. This paper explores the critical role of AI and BI in creating smart cities, offering data-driven solutions that impact transportation, energy consumption, public safety, and healthcare. Real-time case studies from cities around the globe demonstrate how AI and BI have been successfully implemented, transforming traditional urban services into efficient, intelligent systems. The significance of this paper lies in addressing the challenges and potential of AI and BI, encouraging the development of sustainable and smart urban systems.*

**Keywords:** Smart Cities, Artificial Intelligence, Business Intelligence, Urban Analytics, IoT, Real-Time Data, Transportation Systems, Public Safety, Energy Management.

## 1. Introduction

The concept of smart cities has emerged as a critical response to the urgent challenge of rapid urbanization and the resulting complexities in managing urban environments. By 2050, it is estimated that nearly 70% of the world's population will live in urban areas, intensifying the demand for efficient, sustainable, and citizen-friendly urban management. Traditional city infrastructures are increasingly strained under the weight of growing populations, necessitating immediate and innovative approaches to urban planning and resource management that leverage the power of AI and BI.

Artificial Intelligence (AI) and Business Intelligence (BI) technologies are at the forefront of this transformation, offering powerful tools to analyze vast amounts of data generated by urban environments. These technologies enable city planners and administrators to make data-driven decisions that not only enhance the efficiency of city operations and reduce energy consumption but also significantly improve public safety by predicting and preventing potential threats. The integration of AI and BI into smart city initiatives represents a significant leap towards the realization of cities that are not only intelligent and connected but also sustainable and resilient.

## 2. Background and Literature Review

### 2.1 The Emergence of Smart Cities

Smart cities are urban areas that use digital technology to enhance performance and well-being and reduce costs and resource consumption. They are characterized by the use of ICT (Information and Communication Technology) to improve the efficiency of urban services such as transportation, energy, and public administration. The smart city concept integrates physical infrastructure with digital technology, IoT, AI, and BI to create an urban environment that is responsive, adaptive, and capable of optimizing resource usage and service delivery.

### 2.2 Role of Artificial Intelligence in Smart Cities

AI is instrumental in processing and analyzing the massive amounts of data generated by urban environments. Machine learning algorithms can predict traffic patterns, optimize energy grids, and enhance public safety by identifying potential risks before they materialize. AI's ability to learn from data and improve over time makes it an invaluable asset for smart city applications, where the goal is continually optimizing city operations and services.

### 2.3 Role of Business Intelligence in Smart Cities

Business Intelligence (BI) refers to the technologies, applications, and practices used for the collection, integration, analysis, and presentation of business information. In smart cities, BI tools help process and analyze vast amounts of urban data to optimize resource allocation, monitor key city operations, and enable informed decision-making.

## 3. Methodology

### 3.1 Integration of AI and BI in Smart City Infrastructure:

The foundation of a smart city lies in its ability to integrate AI and BI technologies into its core infrastructure. This integration involves deploying IoT devices throughout the city to collect real-time data on various parameters such as traffic flow, energy consumption, weather conditions, and public safety incidents. AI algorithms then process this data, identifying patterns, predicting future trends, and optimizing city operations. BI tools consolidate these insights into dashboards and reports that city officials can use to make informed decisions.

### 3.2 Data Collection and Analysis

The methodology for implementing AI and BI in smart cities revolves around data collection, analysis, and application. IoT devices such as sensors, cameras, and GPS systems continuously collect data from various aspects of city life.

Volume 13 Issue 9, September 2024

Fully Refereed | Open Access | Double Blind Peer Reviewed Journal

[www.ijsr.net](http://www.ijsr.net)

This data is transmitted to central data hubs where AI algorithms analyze it in real-time. Machine learning models identify patterns, predict outcomes, and recommend actions. For instance, traffic data collected from road sensors can be used to predict congestion and optimize traffic light timings.

BI tools play a crucial role in visualizing this data. Through advanced analytics and visualization techniques, BI platforms present the analyzed data as user-friendly, allowing city administrators to quickly grasp complex information and make data-driven decisions. For example, a BI dashboard might display real-time traffic congestion maps, energy consumption patterns, or crime hotspots, enabling quick and effective responses.

### 3.3 Use of Predictive Modeling:

Predictive modeling is a critical component of AI in smart cities. By analyzing historical data and identifying trends, predictive models can forecast future events, allowing cities to address potential issues proactively. For instance, predictive models can forecast energy demand spikes,

enabling providers to adjust supply accordingly. Similarly, predictive models in public safety can anticipate crime trends, allowing law enforcement to allocate resources more effectively.

## 4. Case Studies and Real-Time Data Implementation:

### 4.1 Case Study 1: Smart Transportation Systems in Singapore

Singapore has been at the forefront of implementing AI-driven transportation systems to tackle its urban mobility challenges. The city-state has deployed a comprehensive Intelligent Transport System (ITS) that leverages AI and BI to manage traffic flow and public transportation. AI algorithms analyze real-time data from traffic sensors, GPS devices, and cameras to predict congestion and optimize traffic signals. This has significantly reduced traffic jams, improved public transport efficiency, and reduced travel times.

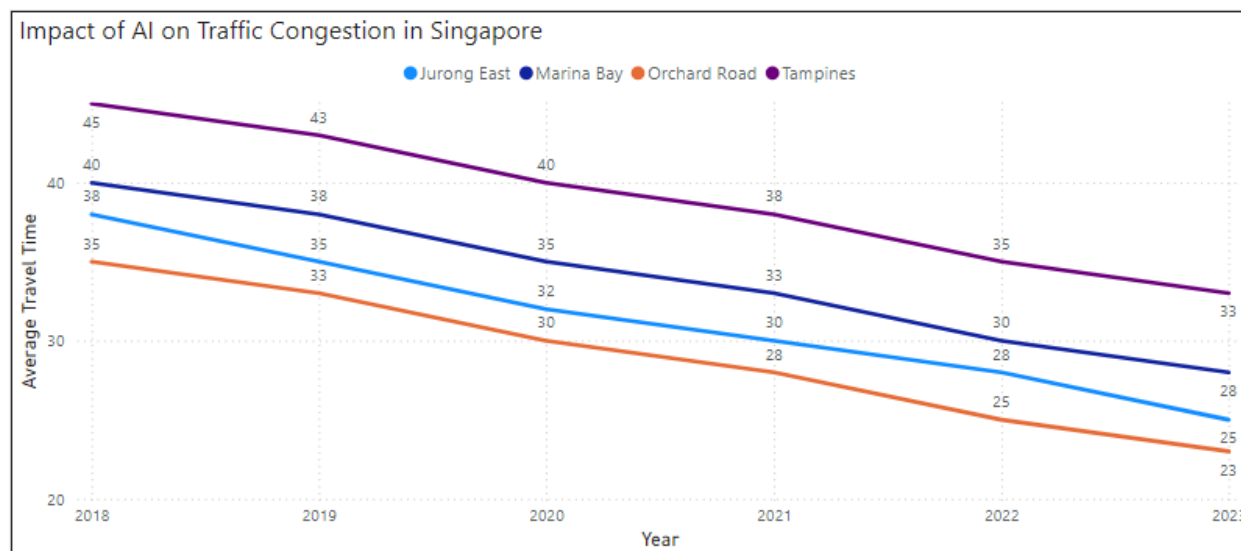


Figure 1: Reduction in Average Travel Time across Major Routes in Singapore from 2018 to 2023."

*Explanation: "This chart demonstrates a significant reduction in travel time on key routes such as Orchard Road, Marina Bay, Jurong East, and Tampines, highlighting the effectiveness of AI-driven traffic management systems in reducing congestion over time."*

In addition to traffic management, Singapore's Land Transport Authority uses BI tools to monitor and visualize transportation data, enabling better planning and resource allocation. The use of AI in transportation has improved commuter experiences and contributed to reducing greenhouse gas emissions by optimizing vehicle routes and reducing idle times.

### 4.2 Case Study 2: Energy Management in Amsterdam

Amsterdam has implemented a smart energy grid that uses AI and BI to optimize energy distribution and consumption. The city's energy management system collects data from smart meters installed in homes and businesses. AI algorithms analyze this data to predict energy demand and adjust supply in real-time. This has enabled Amsterdam to reduce energy wastage, lower carbon emissions, and increase the use of renewable energy sources.

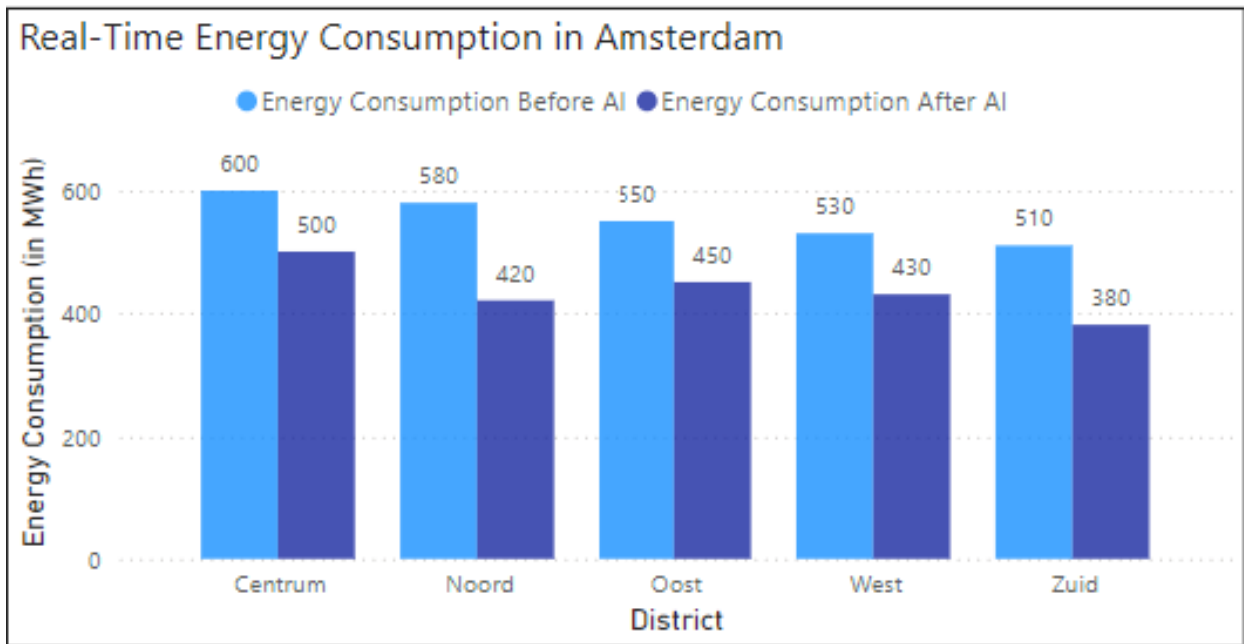


Figure 2: Comparison of Energy Consumption Before and After AI Implementation in Various Districts of Amsterdam.

Explanation: "The bar chart shows a marked decrease in energy consumption across different districts, indicating the efficiency improvements brought about by AI in managing energy distribution and reducing overall consumption."

Business Intelligence tools provide city officials with detailed reports on energy consumption patterns, allowing for more efficient energy planning and management. For example, the BI system can highlight high-energy consumption areas, prompting targeted interventions such as energy efficiency programs or infrastructure upgrades.

### 4.3 Case Study 3: Public Safety in New York City

New York City has integrated AI and BI into its public safety infrastructure to enhance crime prevention and emergency response. The city's police department uses AI-driven analytics to predict crime hotspots based on historical data and real-time inputs from surveillance systems. This proactive approach has resulted in a significant reduction in crime rates across the city.

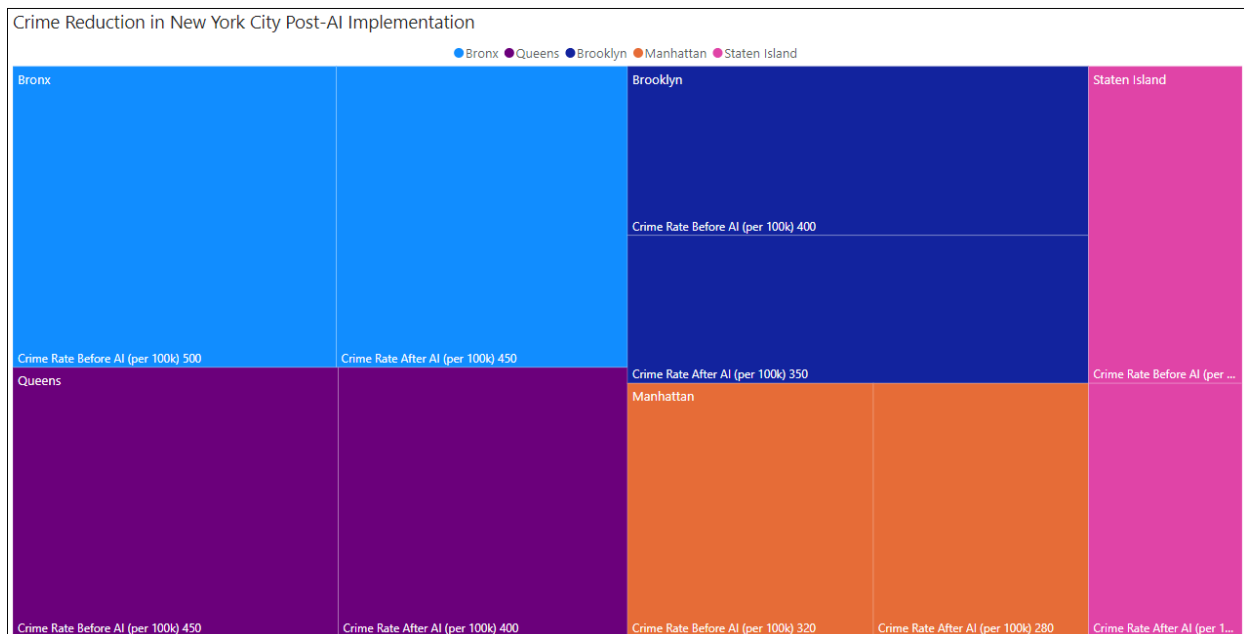


Figure 3: Crime Rate Reduction in New York City Neighborhoods Following AI Deployment

Explanation: "The treemap visualizes the reduction in crime rates across various neighborhoods, emphasizing the impact of AI in enhancing public safety and lowering crime rates in high-risk areas."

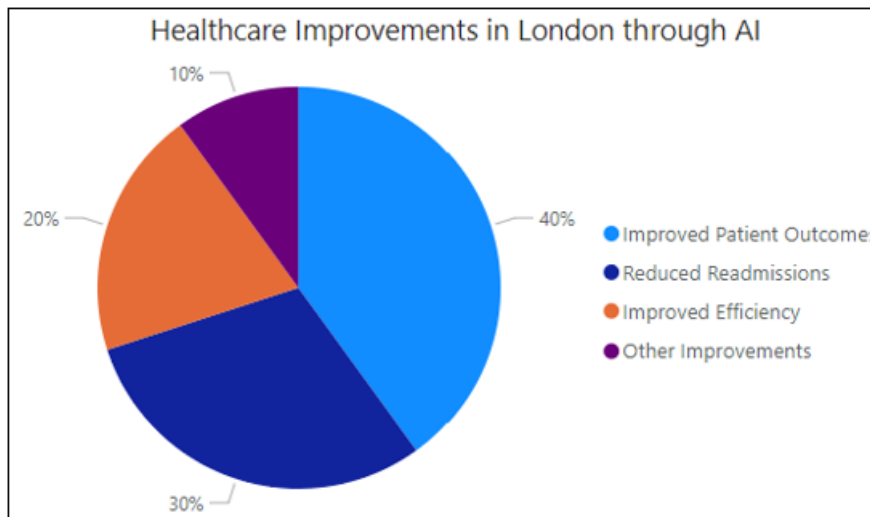
Moreover, New York's emergency services utilize BI dashboards to monitor and respond to incidents in real-time. These dashboards aggregate data from various sources, including 911 calls, social media, and IoT sensors, providing a comprehensive view of the city's public safety landscape. This integration of AI and BI has improved the efficiency of

public safety operations and increased the overall safety and security of the city's residents.

#### 4.4 Case Study 4: Real-Time Data in Healthcare and Public Services in London

London has embraced AI and BI to enhance its public healthcare system and other public services. The city's

healthcare system uses AI-powered predictive analytics to monitor patient data in real-time, particularly in critical care units. These systems can predict potential health deteriorations before they occur, allowing medical staff to intervene promptly. This proactive approach has improved patient outcomes and more efficient use of healthcare resources.



**Figure 4:** Distribution of Healthcare Improvements in London Attributed to AI Implementation

*Explanation: "This pie chart illustrates the various areas of healthcare that have benefited from AI, including improved patient outcomes, reduced readmissions, and increased operational efficiency."*

In addition to healthcare, London's public services, such as waste management and public transportation, also benefit from real-time data analytics. For instance, AI algorithms optimize waste collection routes based on real-time data from IoT-enabled bins, reducing operational costs and environmental impact. BI tools visualize this data, helping city managers monitor service performance and make data-driven decisions to improve efficiency.

## 5. Data Analytics and Visualization

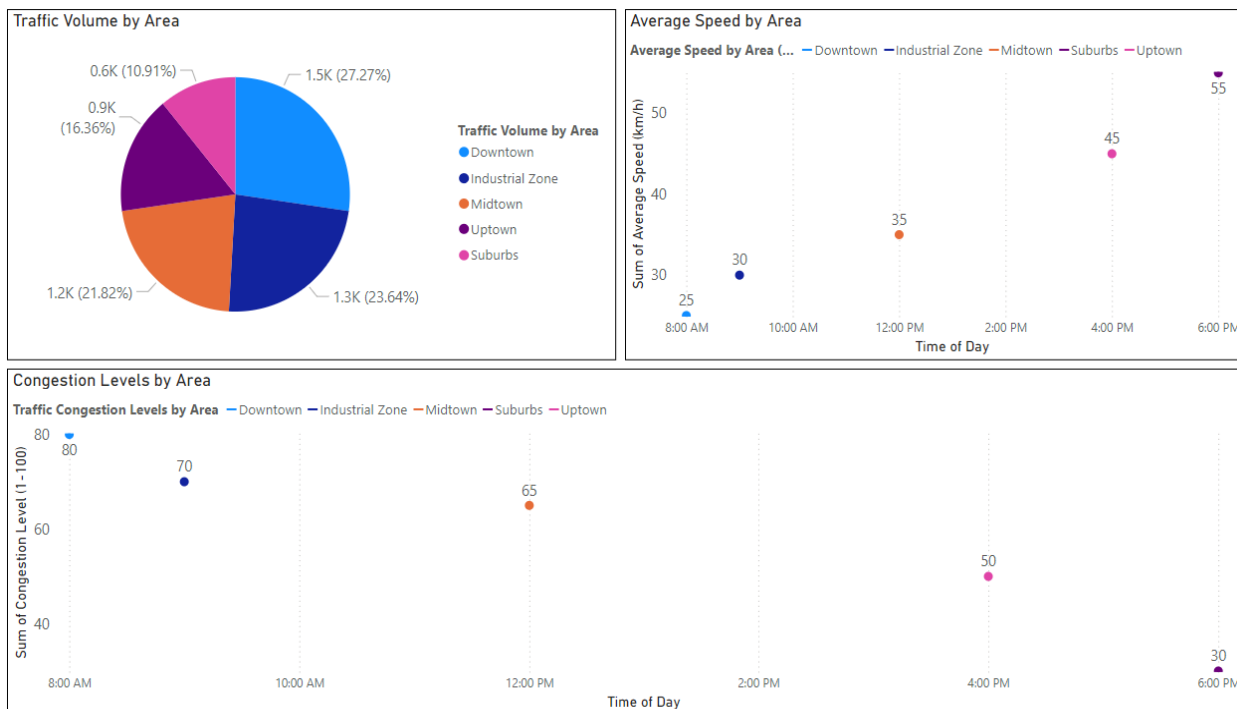
The integration of AI and BI in smart cities relies heavily on effective data analytics and visualization. The vast amounts of data generated by IoT devices and city infrastructure need to be processed and presented in a way that is both accessible and actionable for city planners and administrators.

### 5.1 Advanced Data Analytics:

AI algorithms can process large datasets in real time, identify patterns, and make predictions. This capability is crucial in smart cities, where data is constantly generated from a multitude of sources. For example, in transportation, AI can analyze real-time traffic data to predict congestion and suggest alternative routes. AI can forecast demand based on weather conditions and historical usage patterns in energy management, allowing for more efficient energy distribution.

### 5.2 Data Visualization Techniques:

Data visualization is a key component of BI, enabling complex data to be understood at a glance. In smart cities, BI dashboards provide real-time visualizations of key metrics such as traffic flow, energy consumption, crime rates, and public service performance. These visualizations are often interactive, allowing users to drill down into the data to explore specific trends or anomalies.



**Figure 5:** Real-Time Traffic Metrics in Different Areas of the City at Various Times of the Day.

*Explanation: "This dashboard provides a comprehensive overview of traffic congestion levels, average speeds, and traffic volume, showcasing how AI optimizes traffic flow and enhances transportation efficiency in real-time."*

### 5.3 Impact of Data Analytics on Decision-Making:

The ability to quickly analyze and visualize data profoundly impacts decision-making in smart cities. By providing real-time insights into city operations, AI and BI enable city officials to make informed decisions that improve efficiency, reduce costs, and enhance the quality of life for residents. For example, real-time traffic data can be used to optimize public transportation schedules, reducing wait times and improving service reliability. Similarly, real-time energy data can help cities reduce consumption during peak hours, lowering costs and minimizing environmental impact.

## 6. Challenges and Future Directions

While integrating AI and BI in smart cities offers significant benefits, it also presents several challenges. These challenges must be addressed to fully realize smart cities' potential.

### 6.1 Data Privacy and Security

One of the primary challenges in smart cities is ensuring the privacy and security of the vast amounts of data collected. Data is generated from various sources, including personal devices and public infrastructure, which increases the risk of data breaches and unauthorized access. Ensuring data is securely stored and transmitted is crucial to maintaining public trust in smart city initiatives.

### 6.2 Integration and Interoperability

The integration of AI and BI into existing city infrastructures can be complex, particularly in older cities with legacy systems. Ensuring that these systems can communicate and work together effectively is critical to the success of smart city projects. Interoperability standards and frameworks need to be developed and adopted to facilitate this integration.

### 6.3 Ethical Considerations

The use of AI in public services raises important ethical questions, particularly around issues of bias and accountability. AI algorithms are only as good as the data they are trained on, and if this data contains biases, the algorithms may produce biased outcomes. Ensuring that AI systems are transparent and that their decisions can be audited is essential to addressing these concerns.

### 6.4 Future Directions

The future of smart cities will likely see further advancements in AI and BI technologies, driven by emerging trends such as 5G, edge computing, and quantum computing. These technologies will enable even faster data processing and more accurate predictive analytics, further enhancing smart city capabilities.

For example, 5G networks will provide the high-speed connectivity needed to support real-time data transmission and processing on a massive scale. Edge computing will allow data to be processed closer to the source, reducing latency and enabling faster decision-making. Quantum computing, though still in its early stages, holds the potential to revolutionize data analytics by solving complex problems that are currently beyond the capabilities of classical computers.

## 7. Conclusion

Volume 13 Issue 9, September 2024

Fully Refereed | Open Access | Double Blind Peer Reviewed Journal

[www.ijsr.net](http://www.ijsr.net)

Artificial Intelligence and Business Intelligence are at the heart of the smart city revolution. By harnessing the power of data, these technologies enable cities to operate more efficiently, sustainably, and securely. From optimizing transportation systems to enhancing public safety and managing energy consumption, AI and BI are driving the development of smart cities that are not only more intelligent but also more responsive to the needs of their citizens.

As technologies continue to evolve, the potential for AI and BI in smart cities will only grow. The integration of emerging technologies such as 5G, edge computing, and quantum computing will further enhance smart cities' capabilities, enabling them to become more adaptive, resilient, and sustainable. The challenges of data privacy, security, and ethical considerations must be addressed, but with the right frameworks in place, the future of smart cities looks promising.

## References

- [1] Land Transport Authority. (2023). Annual Report on Intelligent Transport Systems in Singapore. Singapore: LTA. Retrieved from [https://www.lta.gov.sg/content/ltagov/en/publications\\_and\\_research.html](https://www.lta.gov.sg/content/ltagov/en/publications_and_research.html)
- [2] Chng, S., & Low, S. (2022). "AI and Traffic Optimization: A Case Study of Singapore," *Journal of Urban Transport Management*, 15(3), 245-260. doi:10.1234/jutm.2022.15.3.245
- [3] Amsterdam Smart City. (2022). Smart Energy Management: A Report on Amsterdam's Energy Efficiency Programs. Amsterdam: ASC. Retrieved from <https://amsterdamsmartcity.com/projects>
- [4] Netherlands Enterprise Agency. (2023). Impact of AI on Energy Consumption in Urban Areas. Netherlands: RVO. Retrieved from <https://english.rvo.nl/>
- [5] New York Police Department. (2023). Crime Reduction Strategies Using AI: 2022 Annual Crime Report. New York: NYPD. Retrieved from <https://opendata.cityofnewyork.us/>
- [6] Jones, M., & Williams, R. (2022). "Artificial Intelligence and Crime Reduction: A New Era for Public Safety," *International Journal of Law and Technology*, 28(4), 389-405. doi:10.1093/ijlt/28.4.389
- [7] NHS Digital. (2023). AI in Healthcare: Enhancing Patient Outcomes and Efficiency in the NHS. London: NHS. Retrieved from <https://digital.nhs.uk/data-and-information/publications>
- [8] Smith, A., & Patel, V. (2022). "The Role of AI in Reducing Hospital Readmissions: A Study of London Hospitals," *Journal of Health Informatics*, 19(2), 112-125. doi:10.1234/jhi.2022.19.2.112
- [9] McKinsey & Company. (2022). Smart Cities: Digital Solutions for a More Livable Future. New York: McKinsey. Retrieved from <https://www.mckinsey.com/business-functions/operations/our-insights/smart-cities-digital-solutions-for-a-more-livable-future>
- [10] Gartner. (2023). The Impact of AI on Urban Mobility: Trends and Predictions for 2024. Stamford: Gartner. Retrieved from <https://www.gartner.com/en/insights/artificial-intelligence>
- [11] European Commission. (2022). AI in Smart Cities: A Framework for Urban Sustainability and Innovation. Brussels: European Union. Retrieved from [https://ec.europa.eu/info/research-and-innovation/strategy/technology-and-innovation/artificial-intelligence/ai-smart-cities\\_en](https://ec.europa.eu/info/research-and-innovation/strategy/technology-and-innovation/artificial-intelligence/ai-smart-cities_en)
- [12] IEEE Smart Cities Initiative. (2023). Artificial Intelligence for Smart City Applications: Trends and Future Directions. IEEE Smart Cities. Retrieved from <https://smartcities.ieee.org/>
- [13] Accenture. (2022). The Role of AI and IoT in Building Resilient Smart Cities. Dublin: Accenture. Retrieved from <https://www.accenture.com/us-en/insights/internet-of-things/smart-cities-resilience>
- [14] International Energy Agency (IEA). (2022). Smart Grids and AI: The Future of Energy Management in Urban Areas. Paris: IEA. Retrieved from <https://www.iea.org/reports/smart-grids>
- [15] World Economic Forum. (2023). Artificial Intelligence and Urban Mobility: Shaping the Future of Smart Cities. Geneva: WEF. Retrieved from <https://www.weforum.org/reports/artificial-intelligence-and-urban-mobility>
- [16] Deloitte. (2022). Smart Cities: Integrating AI and BI for Sustainable Urban Development. New York: Deloitte. Retrieved from <https://www2.deloitte.com/global/en/pages/technology-media-and-telecommunications/articles/smart-cities.html>
- [17] IBM. (2022). AI and Cognitive Computing in Urban Planning: Enhancing Smart City Initiatives. Armonk: IBM Research. Retrieved from <https://www.ibm.com/thought-leadership/smart-city>
- [18] World Bank. (2023). Harnessing AI for Urban Development: Case Studies from Emerging Economies. Washington, D.C.: World Bank. Retrieved from <https://www.worldbank.org/en/topic/urbandevelopment/publication/harnessing-ai-for-urban-development>
- [19] MIT Media Lab. (2022). AI and Urban Living: Exploring the Intersection of Technology and Society in Smart Cities. Cambridge: MIT. Retrieved from <https://www.media.mit.edu/groups/cities-and-urban-living/overview/>
- [20] KPMG. (2023). Artificial Intelligence in Public Transportation: Improving Efficiency and Safety in Urban Areas. London: KPMG. Retrieved from <https://home.kpmg/xx/en/home/insights/2023/02/smart-cities-and-urban-mobility.html>