

A Review on Reversible Logic Gate Multipliers

Supreetha Rao¹, Supreetha M², Vidya Venkatesh³, Prajna⁴

^{1,2,3}Sahyadri College of Engineering and Management, Mangalore-575009, Karnataka, India

Abstract: The efficient low power and small area multipliers in the digital circuits for the emerging technology are of more interest these days. Hence designing of the multipliers with the factors of low power, area and delay is dominant. For this purpose the reversible logic multipliers are designed in advantage over that of conventional multipliers. This paper describes the comparative analysis of different reversible logic gate multipliers in terms of number gates, number of garbage inputs, garbage outputs and quantum cost. Each of the multipliers operation can be generalized for NxN bit multiplication of their advantages.

Keywords: multipliers, reversible logic, garbage output, garbage input, quantum cost

1. Introduction

The heavily used algorithm in many of the computational unit is multiplication. The multiplication unit determines the performance of the system. Since the power consumption and processing is slow for multiplication in any computational unit, it is necessary to have a multiplier that consumes low area, power and delay. Recently the new methods of constructing multiplier using reversible gates are in existence. A circuit is said to be reversible if the input vector can be uniquely recovered from the output vector and there is a one to one correspondence between its input and output assignments. In reversible logic gate circuits the number of input and output are identical.

The following are the design constraints for reversible logic circuit:

- Use minimum number of reversible gates.
- Should not allow fan-outs.
- Use minimum number of garbage outputs.
- Use minimum constant inputs.
- Minimization of quantum cost.

Multiplier unit with reversible gate are gaining significant attention in recent years, which is also the best way out for reducing power consumption. The reversible logic appears to be promising in future low power application design.

2. Basic Multiplier Operation

A general 4X4 multiplier operation is as shown in the fig (1). It consists of two steps a) generation of partial products b) addition of partial products. It consists of sixteen partial products of the form $X_i Y_i$ where i varies from 0 to 3.

| | | | | | | | |
|-------|-----------|-----------|-----------|-----------|-----------|-------|-------|
| | | X_3 | X_2 | X_1 | X_0 | | |
| | X | Y_3 | Y_2 | Y_1 | Y_0 | | |
| | | $X_3 Y_0$ | $X_2 Y_0$ | $X_1 Y_0$ | $X_0 Y_0$ | | |
| | | $X_3 Y_1$ | $X_2 Y_1$ | $X_1 Y_1$ | $X_0 Y_1$ | | |
| | $X_3 Y_2$ | $X_2 Y_2$ | $X_1 Y_2$ | $X_0 Y_2$ | | | |
| | $X_3 Y_3$ | $X_2 Y_3$ | $X_1 Y_3$ | $X_0 Y_3$ | | | |
| P_7 | P_6 | P_5 | P_4 | P_3 | P_2 | P_1 | P_0 |

Figure 1: Basic multiplier operation

For the generation of the partial product we use peres gate, because of its low hardware complexity. The partial product generation is as shown in the fig 2.

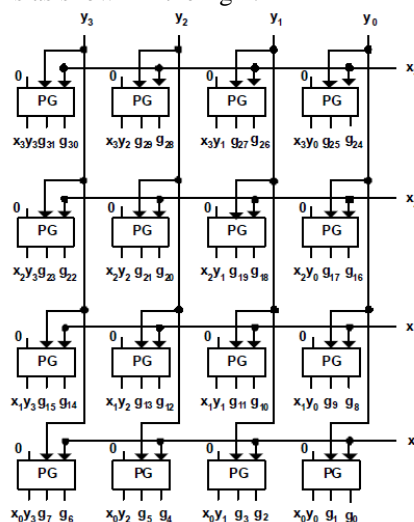


Figure 2: Generation of partial products using Peres gate

3. Comparison of Different Partial Product Addition Architecture

Once the partial product is being generated the step two, addition of the partial product is carried out using different ways. A brief description of the addition of the partial products is as given below.

A) 4X4 reversible multiplier using Peres Gate and HNG gates.

The architecture proposed in this paper contains 8 reversible HNG full adder in addition 4 reversible PG half adders as shown in the fig 3. One of the main factors of this circuit is less hardware complexity [1].

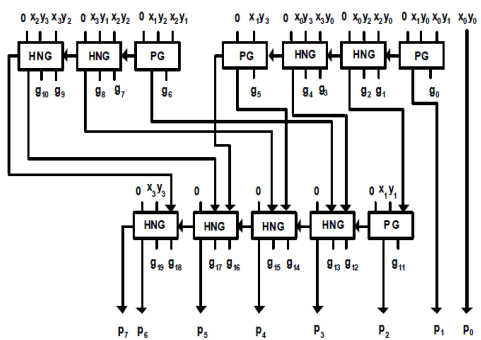


Figure 3: 4x4 reversible multiplier using peres gate and HNG gates.

B) 4X4 reversible multiplier using Peres Gate and DPG gates.

Here the partial product generation is done using RAM and Peres gate [2] as shown in the fig4. Addition of partial product in this architecture requires 3 input adder using DPG with one constant input and two garbage output and half adder using PG with one constant input and one garbage output as shown in the fig4. This reversible multiplier circuit uses 8 DPG gates, 4 PG gates, 16 PG gates for partial product generation and 4 RAM gate for fan out creation.

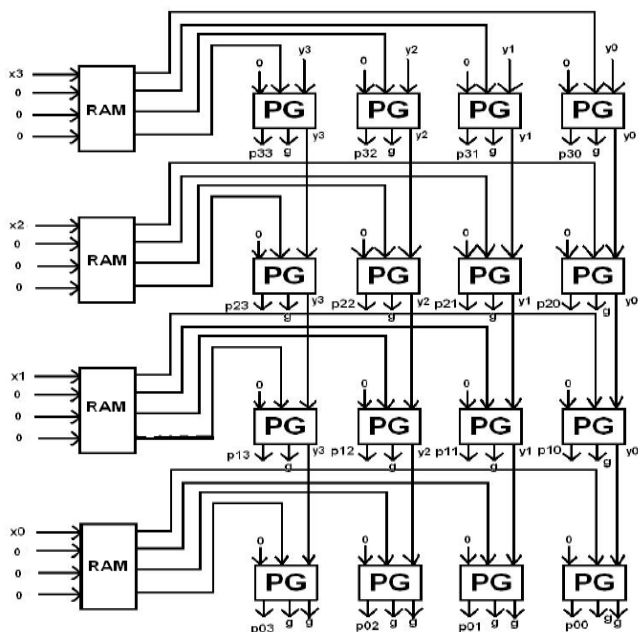


Figure 4: reversible partial product generator using PG and RAM gates.

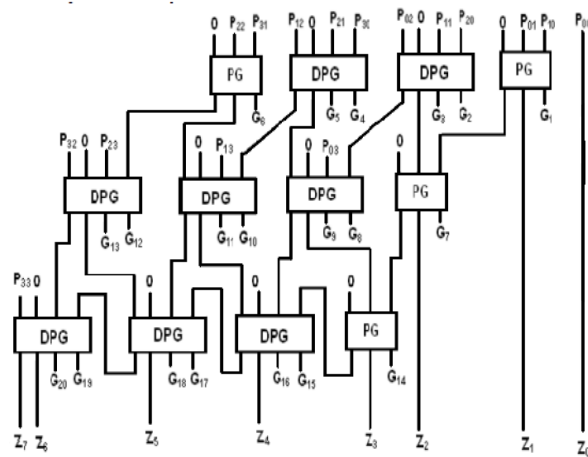


Figure 5: reversible addition circuit

C) 4X4 reversible multiplier using Peres Gate and Full adder.

In this paper the proposed architecture describes the addition of partial products using 9 full adder and 3 Peres gates as reversible half adder [3] as shown in the fig6.

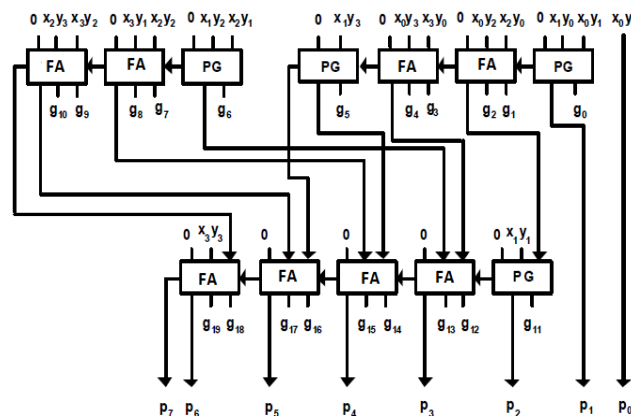


Figure 6: 4x4 reversible multiplier using Peres gate and Full adder

D) 4X4 reversible multiplier using Peres Gate and MHNG gates.

Addition of partial products requires 8 full adders and 4 half adders. Reversible MHNG gate and Peres gate can be used as a full adder and half adder respectively. The multiplier is as shown in fig7.

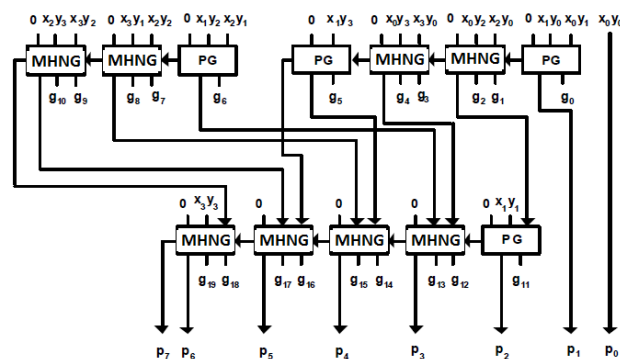


Figure 7: 4x4 reversible multiplier using Peres gate and MHNG gate

Table1: Comparison of existing multipliers

| <i>Partial product adder</i> | <i>No of gates</i> | <i>Garbage inputs</i> | <i>Garbage output</i> | <i>Quantum cost</i> |
|------------------------------|--------------------|-----------------------|-----------------------|---------------------|
| PG and HNG | 28 | 28 | 52 | $80a+36b$ |
| PG and DPG | 32 | 40 | 40 | 140 |
| PG and full adder | 28 | 20 | 20 | 80 |
| PG and MHNG | 28 | 28 | 22 | $80a+36b$ |

4. Conclusion

In this paper the different reversible multiplier circuits are studied. The multiplier using PG and full adder very efficient since the garbage input and outputs are reduced. Further these multipliers can be generalized for large number multiplication in different applications.

References

- [1] Design of a novel reversible multiplier circuit using HNG gate in nanotechnology: Majid Haghparast, Somayyeh jafarali jassbi, Keivan Navi and Omid Hashemipour
- [2] Design and Optimization of reversible multiplier circuit: Rangaraju H G, Aakash Babu Suresh, Muralidhara K N.
- [3] Reversible multipliers using Peres gate and full adder: Prof. V M Sakode, Prof A D Marankar.
- [4] Thapliyal Himanshu, and M.B. Srinivas, 2005. Novel reversible TSG gate and its application for designing reversible carry look ahead adder and other adder architectures, Proceedings of the 10th Asia-Pacific Computer Systems Architecture Conference (ACSAC 05). Lecture Notes of Computer Science, Springer-Verlag, 3740: 775-786.
- [5] Saiful Islam, M.D. and M.D. Rafiqul Islam, 2005. Minimization of reversible adder circuits. Asian J. Inform. Tech., 4 (12): 1146-1151.
- [6] H R Bhagyalakshmi and M K Venkatesha, 2010. An Improved Design of a Multiplier using Reversible Logic Gates. International Journal of Engineering Science and Technology, vol. 2(8), pp. 3838-3845.
- [7] H Thapliyal and N Ranganathan, 2009. Design of Efficient Reversible Binary Subtractors Based on a New Reversible Gate. Proceedings of the IEEE Computer Society Annual Symposium on VLSI, pp. 229-234.
- [8] Nidhi Syal and H P Sinha, 2011. High Performance Reversible Parallel Multiplier. International Journal of VLSI and Signal Processing Application, vol. 1, issue 3, pp. 21-26.