

# Iris Recognition Based on 2D Wavelet Coefficients

Ishandeep Singh<sup>1</sup>, Dr. Rinkesh Mittal<sup>2</sup>

<sup>1,2</sup>Department of Electronics and Communication, Chandigarh Group of Colleges Landran (CGC), Mohali, Punjab, India

**Abstract:** *Iris recognition is one of the robust technique for authentication and verification system and in this paper we proposed a robust and new technique for iris recognition system based on reverse biorthogonal 2D discrete wavelet transform, and with the proposed technique we have achieved a recognition rate of 99.96% and the time of feature extraction and verification is 2.3 ms, and the system performance will be tested over blur and noisy image database UBIRIS version1.*

**Keywords:** Segmentation, normalization, feature extraction and matching

## 1. Introduction

In the ever – demanding and booming IT industry, data is considered as most important asset of a company. Data plays a pivotal role in generation of monetary benefit and development of an organization in every field. One can imagine the importance of data by just considering an example that one can develop a new idea and implement it if just total number of internet users is known. This will help in deployment of the idea and development of a new product that can change the lives of people around the globe.

If data can account for such benefits, it should be considered important and for this one of the techniques which are used to protect it from unauthorized access is IRIS recognition. The term “IRIS” can be defined as the part of eye which is responsible for controlling the size and diameter of the pupil. The size of pupil depends on the distance of the object to be viewed and intensity of the light coming from the source. Iris recognition is the technique which is most widely used for the authentication and authorization purposes. This is because of the fact that iris is one of the part of the human body which is least affected by the environmental factors. No doubt each and every individual in this world is having different fingerprints, facial features, speech pattern etc., but these can get affected to a larger extent than the iris, as they

are more exposed to the physical environment around them. Nowadays no field has remained untouched by this technique. Whether it is a mobile phone, laptops or any building where secure access is required, iris recognition has been used intensively because of its intense reliability factor. The technique is highly affected by a number of factors such as noise, distance of the subject, reflection in the eye and also the time duration of capturing the data and many more. All the factors should be considered while designing a system based on this technique. Researchers around the world are incessantly working to figure out the various methods to make this reliable technique more and more accurate.

This paper comprises introduction of system type, in second section of the paper we formulate a table of related research work, at third section of the paper comprises proposed system type at fourth section of the paper comprises the result and discussion and finally we concluded our proposed system.

## 2. Related Work

Given below in the table some of the existing research work and their drawbacks.

**Table of Relative Comparison of Different Algorithm**

Researcher Name	Year	Algorithm Used	Drawbacks
John G. Daugman	1994	Integro-Differential, Daugman Rubber Sheet Model, 2-D Gabor Filter, XOR operator Hamming Distance.	Integro-differential operator fails in case of noise and total execution time is also very high.
W. W. Boles and B. Boashash	1998	1-D wavelet transforms, Edge detection technique, Zero crossing representation.	Algorithms are tested on few number of Iris images, Correct recognition rate is 92%, Equal Error rate is 8.13%.
Zhonghua Lin and Bibo Lu	2010	Morlet wavelet transforms Polar co-ordinate transform.	Recognition rate is low of the system.
Bimi Jain, Dr. M.K. Gupta and Prof. JyotiBharti	2012	Fast Fourier transform, Euclidean distance for matching.	Algorithm tested only on 10 images, FAR and FRR are also not declared and Euclidean distance technique make computational slow.
Mohd . T. Khan	2013	1-D Log Gabor filter, K-dimensional tree technique for matching.	Search efficiency is decreased by large tree size and FAR, FRR, ERR are not mentioned in results

## 3. Proposed System

In the proposed work we have used canny edge detection and Hough circular transform for the segmentation as this is the most important part of the system with this technique we were able to achieved 93% exact segmentation rate in case of UBIRIS database version 1, maintain a database with the

images which gets properly segmented we perform the second phase i.e. normalization over the images, and image enhancement over the normalized image with the Gaussian filter and histogram equalization. Now at this state the most important part of algorithm is needed to be apply that is feature extraction technique and for feature extraction we

have used 2D discrete wavelet transform with 5 level of decomposition of reverse biorthogonal wavelet

6.8(RBIO6.8) this wavelet have an advantage over the other wavelet that only this wavelet have an advantage that it has separate input and output waveform as well as the compression ratio is more than 100000 times, over the feature we maintain two different database one of genuine and the next one of non genuine, with the help of Hamming distance classifier.

#### 4. Result and Discussion

For the evolution of proposed technique we have used MATLAB version 2012a, with the operation system windows 8 and the processor of i5 having processor speed 2.85 GHz and the ram of 8 GB. And the recognition rate achieved with the proposed algorithm is 99.96% with a FAR 0.00% and FRR 0.08% and equal error rate 0.003% also the time off feature extraction is 2.3 ms. Figure shown below shows the convergence of two matrix types.

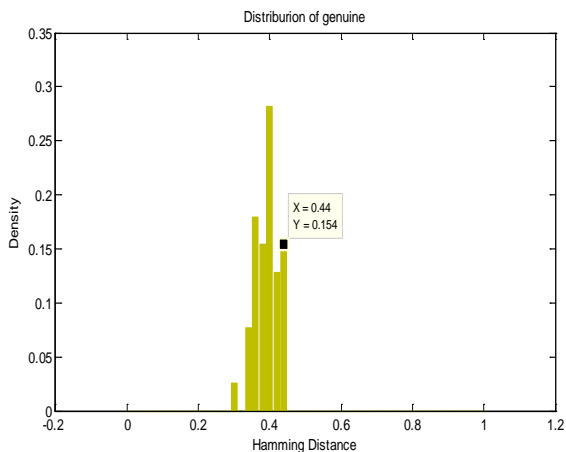


Figure 1: distribution of genuine matrix

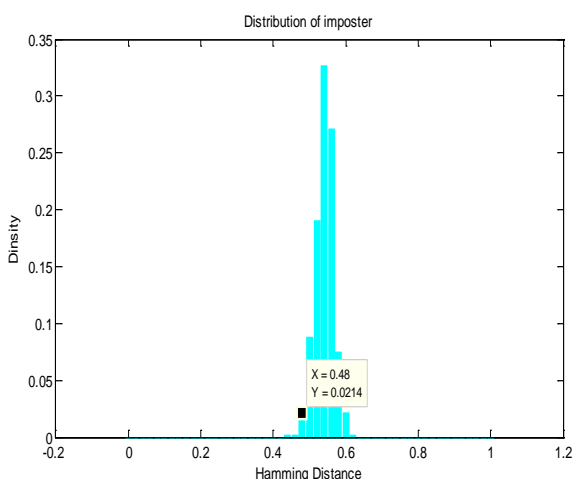


Figure 2: distribution of imposter

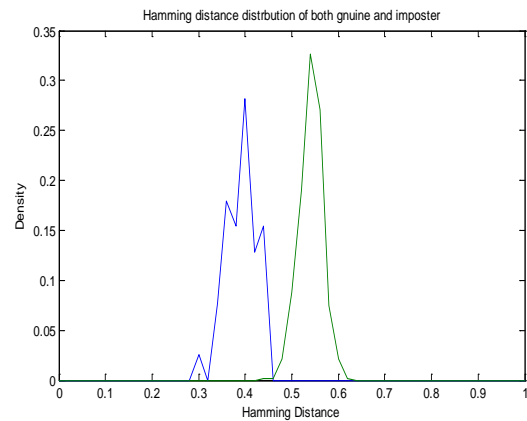


Figure 3: distribution of genuine and imposter

#### 5. Conclusion and Future Work

In this paper we have presented a new robust technique for iris recognition system and with the proposed technique we would be able to achieve a very high recognition rate over the noisy image database and this much high recognition rate would never be achieved before over the noisy images so we can conclude that if the system would be designed with the described feature extraction technique the existing systems which are using now a day's get better performance. In the future work we would design a fusion system which will be the combination of iris, face and fingerprint with the same feature extraction technique.

#### References

- [1] A. K Jain, P. Flynn, and A. Ross, Handbook of Biometrics, New York: Springer, 2008.
- [2] Sunita V. Dhavale "DWT and DCT based Robust Iris Feature Extraction and Recognition Algorithm for Biometric Personal Identification", International Journal of Computer Applications (0975 – 8887), Volume 40–No.7, February 2012.
- [3] J. Daugman "How iris recognition works", Proceedings of 2002 International Conference on Image Processing, Vol.1, 2002.
- [4] S. Sanderson, J. Erbetta "Authentication for secure environments based on iris scanning technology", IEEE Colloquium on Visual Biometrics, 2000.
- [5] J. Daugman. "Biometric personal identification system based on iris analysis" United States International Journal of Advanced Trends in Computer Science and Engineering, Vol.2, No.1, Pages : 93-97 (2013) Special Issue of ICACSE 2013 - Held on 7-8 January, 2013 in Lords Institute of Engineering and Technology, Hyderabad.
- [6] Human eye. "Encyclopedia Britannica" from Encyclopedia Britannica Ultimate Reference Suite DVD, 2006.
- [7] Libor Masek, "Recognition of Human Iris Patterns for Biometric Identification", The University of Western Australia, 2003.
- [8] Bowyer K.W., Kranenburg C., Dougherty S. "Edge Detector Evaluation using Empirical ROC Curves", IEEE Conference on Computer Vision and Pattern Recognition (CVPR), pp. 354-359, 1999.

- [9] B.Sabarigiri, T.Karthikeyan, "Acquisition of Iris Images, Iris Localization, Normalization and Quality Enhancement for Personal Identification", International Journal of Emerging Trends & Technology in Computer Science (IJETTCS), Volume 1, Issue 2, July – August 2012.
- [10] Jain, A., Hong, L., & Pankanti, S. (2000). "Biometric Identification". Communications of the ACM, 43(2), p. 91-98. DOI 10.1145/328236.328110.
- [11] Mayuri Memane, Sanjay Ganorkar, "DWT Based Iris Recognition", International Journal of Engineering Science and Technology (IJEST), Vol. 4 No.08 August 2012.
- [12] John G. Daugman, (1994), "Biometric Personal Identification System based on Iris Analysis", U.S. Patent no. 5291560 A, publish date 1 march, 1994.
- [13] Boles and Boashash, (1998), "A Human Identification Technique Using Images of the Iris and Wavelet Transform", IEEE Transactions on Signal Processing, vol. 46, no. 4, pp. 1185-1188.
- [14] Zhonghua Lin and Bibo Lu, (2010), "Iris recognition method Based on the Imaginary Coefficients of Morlet Wavelet Transform", 7th International Conference on Fuzzy Systems and Knowledge Discovery, vol. 2, pp. 573- 577.
- [15] Bimi Jain, Dr. M.K. Gupta and Prof. Jyoti Bharti, (2012), "Efficient Iris Recognition Algorithm Using Method Of Moments", International Journal of Artificial Intelligence & Applications, vol. 3, pp. 93-105.
- [16] Steve Zhou and Junping Sun, (2013), "A Novel Approach for Code Match in Iris Recognition", 12th International Conference on Computer and Information Science (ICIS), IEEE/ACIS, pp. 123-128.
- [17] R. Meenakshi Sundaram and Bibhas Chandra Dhara, (2011), "Neural Network Based Iris Recognition System using Haralick Features", 3rd International Conference on Electronics Computer Technology (ICECT), vol. 3, pp.19-23.
- [18] Mohd. Tariq Khan, Dr. Deepak Arora and Shashwat Shukla, (2013), " Feature Extraction through Iris Images using 1-D Gabor Filter on Different Iris Datasets", 6th International Conference on Contemporary Computing (IC3), date of conference 8-10 Aug, 2013, pp. 445-450.
- [19] Marry Dunker, (2003), "Do not Blink: Iris Recognition for Biometric Identification", SANS Institute InfoSec Reading Room.
- [20] B. Thiyaneswaran, S. Padma, (2012), "Iris Recognition using Left and Right Iris Feature of the Human Eye for Bio-Metric Security System", International Journal of Computer Applications, vol. 50, no. 12, pp. 37- 41.
- [21] Sukhwinder Singh, Ajay Jatav, (2013), "A closure looks to Iris Recognition system", IOSR Journal of Engineering (IOSRJEN) e-ISSN: 2250-3021, p-ISSN: 2278-8719 Vol. 3.
- [22] D. Forsyth and J. Ponce, Computer Vision: A Modern Approach. Upper Saddle River, NJ: Prentice Hall, 2003.
- [23] R. C. Gonzalez and R. E. Woods, Digital Image Processing Second Edition [M]. Upper Saddle River, NJ: Pearson Education Inc., 2002.
- [24] C. Sun and P. Vallotton, "Fast linear feature detection using multiple directional non- maximum suppression," in Proc. Int. Conf. Pattern Recognition, Hong Kong, China, 2006, pp. 288-291.
- [25] J. Canny, "A computational approach to edge detection," IEEE Trans. Pattern Anal. and Mach. Intell., vol. 8, pp. 679-714, Nov. 1986.
- [26] F. Yan, X. Shao, G. Li, Z. Sun, and Z. Yang, "Edge detection of tank level IR imaging based on the auto-adaptive double-threshold canny operator," Intell. Inform. Technology Applicat. Research Assoc., vol. 3, pp. 366 - 370, Dec. 2008.
- [27] R. O. Duda and P. E. Hart, "Use of the hough transformation to detect lines and curves in pictures," Commun. the ACM, vol. 15, pp. 11-15, Jan. 1972.