

The Study of Epidemiological Situation of Varicella and Its Complications in Albanian Children

Laureta Sadedini¹, Hamide Hoxha²

¹University Hospital Center: "Mother Teresa" Tirana, Albania, Pediatric Emergency Department

²University Hospital Center: "Mother Teresa", Tirana, Albania, Pediatric Infection Diseases Department

Abstract: *Varicella zoster is a common infection disease. The predominance of uncomplicated cases in children tends to overshadow the morbidity associated with severe cases and the resultant hospitalization and death. The serious problems of varicella are reduced after introduction of the vaccine against the varicella. The aim of this study was to show the epidemiological data, risk factors, complications and the tendency of this disease. In study are included all children with varicella aged 0 to 14 years old presented in our hospital during the period January 2012- december 2015. Epidemiological data analyzed were sex, age, origin, risk factors and complications. During this period 1165 children were presented with signs of varicella. Among them 992 (85.1%) were uncomplicated cases, 173 (14.8%) were complicated. Age group most affected was 1-5 years old with 734 cases (63%) followed by age of 6-14 with 344 cases (29.5%) and age group 0-1 with 87 cases (7.4%). 685 cases or 58.7% were male. Most of the cases 877 (74.7%) came from urban zone. Some of the complications we found were: skin and soft tissue infections, cerebellitis, pneumonia etc. (tab.1). We observed risk factor such as leukemia, atopic dermatitis etc. Varicella often is followed by serious complications. The result of this study can contribute to evaluate the options for varicella vaccination.*

Keywords: varicella, complications, varicella vaccine

1. Introduction

Acute varicella is generally mild and self-limited, but it may be associated with complications. The disease can be associated with a variety of serious and potentially fatal complications in both immunocompromised and immunocompetent patients, children and adults [1], [2].

Persons older than 15 years, immunocompromised children, infant less than 1 year, newborns of women with rash onset within 5 days before to 2 days after delivery, are at higher risk for developing severe disease and more complications. The most common complications are: bacterial skin lesions, nervous system manifestations, pneumonia (bacterial or viral), and Reye syndrome. Secondary infection with invasive group A Streptococci or Staphylococci group may cause serious illness and lead to hospitalization or death. The onset of maternal varicella from 5 days before to 2 days after delivery may result in overwhelming infection of the neonate and a fatality rate as high as 30%. Rare complications of varicella include aseptic meningitis, transverse myelitis, Guillain-Barré syndrome, thrombocytopenia, hemorrhagic varicella, purpura fulminans, glomerulonephritis, myocarditis, arthritis, orchitis, uveitis, iritis, and hepatitis. The incidence of varicella, as well as varicella-related complication hospitalizations, has decreased significantly since licensure of vaccine in 1995. The number of cases and the severity too, has declined 97% in all group of ages [3], [4], [5].

2. Materials and Method

This study was conducted at the University Hospital Center "Mother Teresa" which is a tertiary care center, the biggest hospital of Albania. Surveillance of chickenpox cases was started in January 2012 and continued until December 2015. In the study we have included all children will sign and

symptoms of varicella, presented in emergency room. Data collected are age, sex, origin, the monthly spreading, date of clinic or hospital visits, underlying diseases, hospitalization. We followed all complicated cases after being admitted to the hospital and collected all the data.

3. Results

During the period of study 1165 cases with varicella there have been found. Of these 992 or 85.1% were uncomplicated cases, 173 or 14.8% were complicated cases (Fig. 1). There was a slight male predominance with 685 (58.7%) cases and 480 (41.2%) were females. Most of cases came from urban zones with 871 cases or 74.7% and 294 or 25.2% came from rural zones. Most cases occurred during the year 2013 which has the majority of complicated cases too (Fig. 2, Fig. 3).

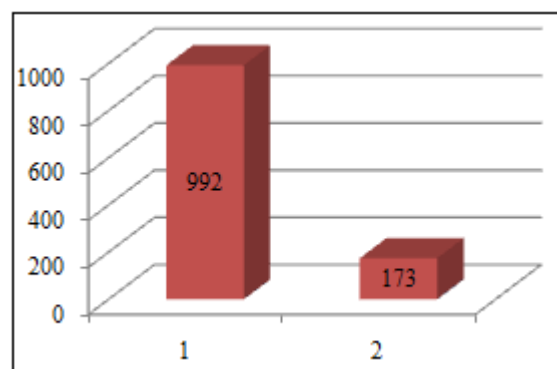


Figure 1: The difference between uncomplicated and complicated cases

The majority of chickenpox cases occurred in young children aged 1-4 years with 734 (60%) cases followed by school-aged children 5-14 years. 87 cases or 7.4% occurred in infant less than one year of age (Fig. 4).

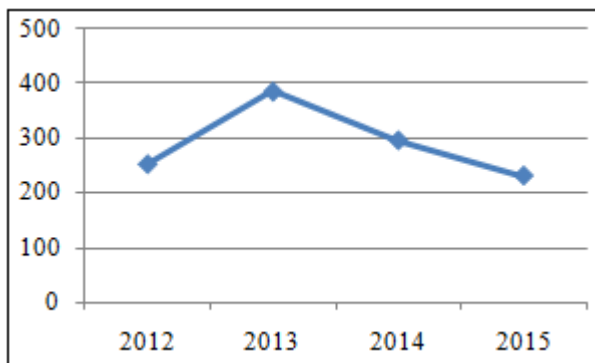


Figure 2: The spreading of varicella, during the period of study.

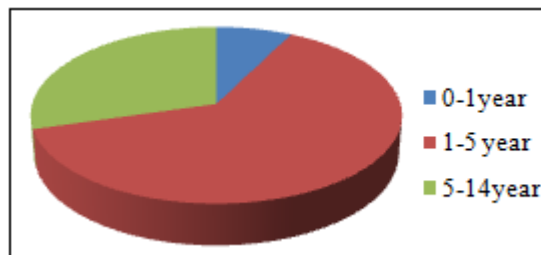


Figure 4: The spreading of children with varicella considering there group of ages.

Some of the complicated cases have been treated as outpatient 42(24.2%) cases and 131(75.2%) cases required hospitalization.

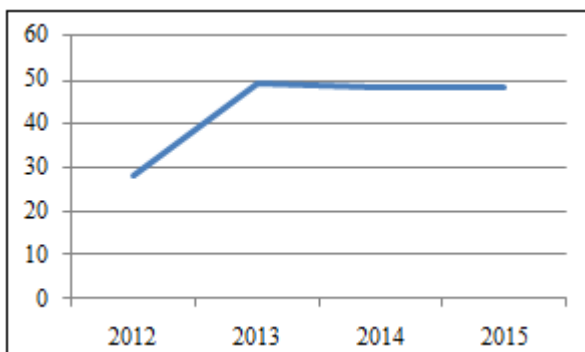


Figure 3: The spreading of complicated cases over the years in study.

Although chickenpox occurred throughout the year, there were seasonal peaks during the months April-July 2012, November 2012-July2013, December2013-July2014, January-July. Fig. 5.

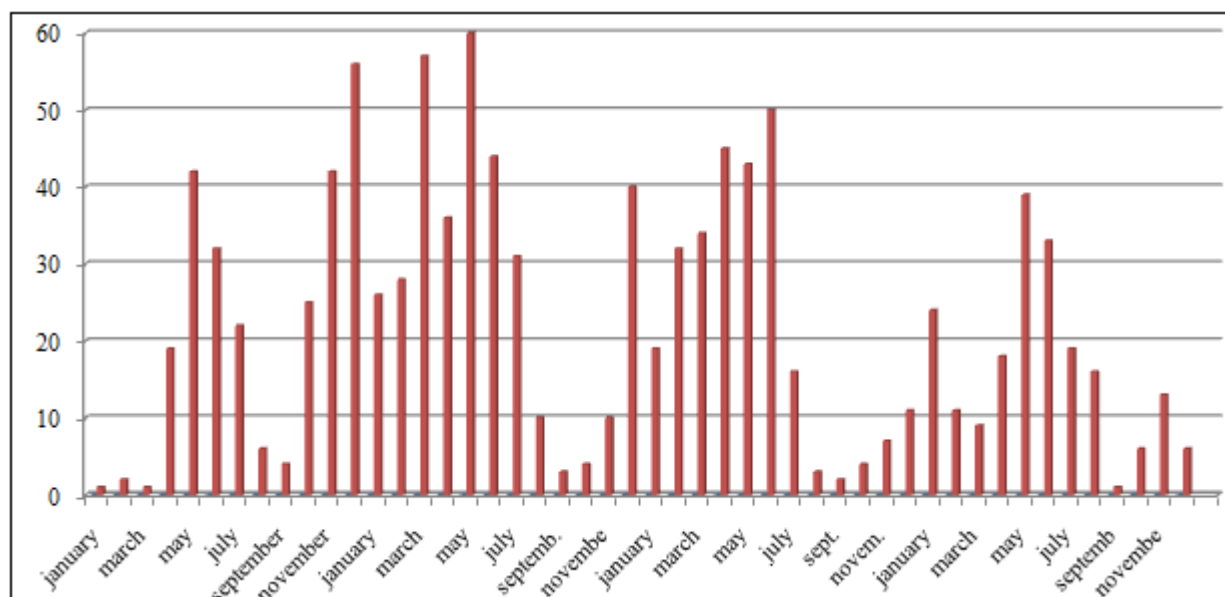


Figure 5: The incidence of chickenpox among the Albanian children, in each month, during the period of study.

In the table below are listed all kind of complications noted during the period of study.

Table 1: The outcomes for 1165 children with varicella during the period 1January 2012-december2015

Variable	Nr	%
Total number of complications	173	14.8
Pneumonia	42	24.2
Skin and soft tissue Infections	33	19
Gastro -enteric signs	31	17.9
Bacteremia	7	4
Seizures	7	4
Acute Leukemia	6	3.4

Urine tract infections	7	4
Stomatoglossitis	5	2.8
Viral infection	4	2.3
Tonsillitis	3	1.7
Encephalitis/cerebellit	2	1.1
Hemorrhagictype	1	0.5
Morbus Hocking	2	1.1
Thrombocytopenia	1	0.5
Ocular involvement	1	0.5
Urticaria	2	1.1
Leishmaniosis	1	0.5

4. Discussion

The aim of this study is surveillance of all varicella cases in particular those complicated, among Albanian children presented in our hospital during the period January 2012–December 2015. By looking at all the varicella cases, we can create one complete and accurate picture of major complications. These results indicate that the complication and hospitalization rate (130/1000) cases during the period of study is similar with those reported from other European countries among the population where the vaccine against varicella is not yet introduced [7],[8],[9]. Hospitalizations incidence in Europe ranged from 1.3 to 4.5/100000 varicella cases and was higher in children younger than 16 years old (12.9–28/100000). The average duration of hospitalization ranges between 3 and 8 days. [10], [11]. Most complications and hospitalizations for varicella occurred in children who were immunologically healthy with no underlying medical conditions. So in Italy Marchetto et al. 2007 in a study period 2002–2006, reported a hospitalization rate 349 children of age up to 18 year and one case of death. In Switzerland Bonheoffer et al., 2005 reported 335 varicella cases 0–16 year of age, with 3 deaths, in the period 2000–2003. In Germany Liese et al., 2008 reported 918 children with varicella 0–17 year of age, during the period 2003–2004. Occasionally, complications of varicella can be fatal; [12],[13]. Of 13 varicella-related deaths reporting in children aged 9 months to 9 years, during the 2006 to 2007 varicella season in England, Scotland and Wales, 12 occurred in immunologically healthy children. [14]. Eight children died following catastrophic deterioration over less than 24 hours; group A streptococcal sepsis was confirmed in five children and *Staphylococcus aureus* sepsis in two children. [14]. Other potentially fatal complications of varicella in children include pneumonia and myocarditis [15]. In an epidemiological study in United States, prior to the initiation of varicella vaccination Choo et al. reported an overall hospitalization rate of 61/10000 cases [16]. In Canada, Rives et al. reported a complication rate in the province of Quebec to be 92.2/10000 cases [17]. Varicella is a serious infection in pregnancy, estimated to affect about 2,000 pregnancies each year in the UK. [18]. If left untreated, pregnant women are at greater risk of varicella pneumonia, occurring in about 9% of pregnant women with varicella [19]. Varicella may also cause complications in the infant caused by intrauterine infection with VZV via placental transmission at any stage of pregnancy. Intrauterine infection of the fetus in the early stages of development may result in congenital varicella syndrome. [20]. The serious consequences of varicella during pregnancy and the increased risk of herpes zoster for the child can be minimized by appropriate diagnosis and by using currently available immunoprophylactic interventions. [21]. The complication rate, in different study reports varies depending on the way the data were collected. In our study, we have involved only the children by 1 month to 14-year age presented in our hospital. The risk of death and severe complication from varicella is much higher (25 to 174-fold) in adults than in children. [22]. As in children, the majority of adult deaths from varicella occur in previously healthy individuals, although underlying medical conditions, often immune-suppression, contribute to a fatal outcome in some cases [23]. In our study, we found the pneumonia to have the most complication rate with 24.2% of all complicated cases,

followed by skin and soft tissue infections with 19%. In this study, we do not have mentioned the rate of the causative agent because we have encountered difficulties on laboratory investigation of complications cases. In this period of study we did not have any death case from varicella but this does not mean that will do not have the future.

5. Conclusions

Surveillance from countries that have implemented varicella vaccination in children have shown a rapid decrease of varicella cases, complications, hospitalization rates and deaths in all age groups. [3]. Despite European recommendations for varicella vaccination, VZV continues to cause a high number of varicella cases, potentially requiring medical visits or hospitalizations and occasionally leading to long-term sequels or even death. The majority of varicella complications occur in healthy children, meaning that it is not possible to predict who will be affected. Accumulating evidence from countries that have implemented universal varicella vaccination of infants demonstrates a dramatic reduction in the burden of varicella, thus providing the strongest support for widespread implementation of the WHO recommendation for varicella vaccination in my country.

References

- [1] Meyer Pa Seward JF, JumaanAO Wharton M. Varicella mortality: trends before vaccine licensure in the US 1970–1994. *Infect. Dis.* 2000;182:283–290. Medline/CrossRef.
- [2] Gregorakos L, Myrianthefs P, Markou N, Chroni D, Sakagianni E. Severity of illness and outcome in adult patients with primary varicella pneumonia. *Respiration* 2002;69:330–334 Medline/CrossRef
- [3] Centers for Disease Control and Prevention. *Epidemiology and Prevention of Vaccine-Preventable Diseases*, 13th Edition April 2015; 22:353–373
- [4] Leung J, Harpaz R, Molinari NA, et al. Herpes zoster incidence among insured persons in the United States, 1993–2006; evaluation of impact of varicella vaccination. *Clin. Infect Dis.* 2011; 52:332–40.
- [5] Davis MM, Patel MS, Gebremariam A. Decline in varicella related hospitalizations and expenditures for children and adults after introduction of varicella vaccine in the United States. *Pediatrics* 2004;114:786–92.
- [6] Seward JF, Watson BM, Peterson CL, et al. Varicella disease after introduction of varicella vaccine in the United States, 1995–2000. *JAMA* 2002;287:606–11.
- [7] De Melker H, Berbers G, Hahne S, Rumke H, Hof van den S, de Wit A, Boot H: The epidemiology of varicella and herpes zoster in the Netherlands: implications for varicella zoster virus vaccination. *Vaccine.* 2006, 24: 3946–3952. 10.1016/j.vaccine.2006.02.017. PubMedGoogle Scholar
- [8] Boot H, Zanden van der B, van Lier A, Maas van der N, De Melker H: Varicella zoster virus (VZV) infection. *The National Immunization Program in the Netherlands: developments in 2007.* Edited by: de

- Melker H, Kramer M. 2008, National Institute for Public Health and the Environment Google Scholar
- [9] Socan M, Blasko M: Surveillance of varicella and herpes zoster in Slovenia, 1996 – 2005. *EuroSurveill.* 2007,12. Google Scholar
- [10] Paolo Bonanni, Judith Breuer, Anne Gershon, Michael Gershon, Waleria Hryniewicz, Vana Papaevangelou, Bernard Rentier, Hans Rümke, Catherine Sadzot-Delvaux Email author, Jacques Senterre, Catherine Weil-Olivier and Peter Wutzler *Bio medicine* 2009 7:26
- [11] Marchetto S, de Benedictis FM, de Martino M, Versace A, Chiappini E, Bertaine C, Osimani P, Cordiali R, Gabiano C, Galli L: Epidemiology of hospital admissions for chickenpox in children: an Italian multicentre study in the pre-vaccine era. *Acta Paediatr.* 2007, 96: 1490-1493. 10.1111/j.1651-2227.2007.00465.x. PubMed Google Scholar
- [12] 12916_2009_204_MOESM1_ESM.doc Additional file 1: Tables S1–S3. Table S1 – Summary of varicella-related mortality data from European countries. Table S2 – Seroprevalence of varicella among children in Europe. Table S3 – Recommendations for varicella and measles-mumps-rubella (MMR) vaccination in European countries. (DOC 136 KB)
- [13] 12916_2009_204_MOESM2_ESM.doc Additional file 2: Supplementary appendix. Summary of varicella epidemiology in European countries. (DOC 132 KB)
- [14] Menson E, Heath PT, Lyall H, Ramsay M, Sinka K, Miles J, Fleming T, Tong W, Breuer J, Nyman AG: 2006–7 chickenpox seasons: 13 childhood deaths in England, Scotland and Wales compared with averages of 4–8.7 per year in the United Kingdom: more evidence for routine introduction of the varicella vaccine. *Arch Dis Child.* 2008, 93 (Suppl 1): A75-84. Google Scholar
- [15] Grote V, von Kries R, Springer W, Hammersen G, Kreth HW, Liese J: Varicella-related deaths in children and adolescents – Germany 2003–2004. *Acta Paediatr.* 2008, 97: 187-192. 10.1111/j.1651-2227.2007.00595.x. PubMed Google Scholar
- [16] Choo P, Donahue JG, Manson JE, Platt R: The epidemiology of varicella and its complications *J Infect. Dis.* 1995;172:706-712. Medline.
- [17] Rivest P, Bedart L, Valiquette L, Mills E, Lebel M, Lavoie G, et al. severe complications associated with varicella: province of Quebec, April 1994 to March 1996. *Can J Infect Dis Med Microbiol.* 2001;12:21-26.
- [18] Miller E, Marshall R: Epidemiology, outcome and control of varicella-zoster infection. *Rev Med Microbiol.* 1993, 4: 222-230. Google Scholar
- [19] Mohsen AH, McKendrick M: Varicella pneumonia in adults. *Eur Respir J.* 2003, 21: 886-891. 10.1183/09031936.03.00103202. PubMed Google Scholar
- [20] Sauerbrei A, Wutzler P: The congenital varicella syndrome. *J Perinatol.* 2000, 20: 548-554. 10.1038/sj.jp.7200457. PubMed Google Scholar
- [21] Sauerbrei A, Wutzler P: Varicella-zoster virus infections during pregnancy: epidemiology, clinical symptoms, diagnosis, prevention and therapy. *Curr Pediatr Rev.* 2005, 1: 205-216. 10.2174/157339605774574962. Google Scholar
- [22] Boelle PY, Hanslik T: Varicella in non-immune persons: incidence, hospitalization and mortality rates. *Epidemiol Infect.* 2002, 129: 599-606. 10.1017/S0950268802007720. PubMed Google Scholar
- [23] Meyer PA, Seward JF, Jumaan AO, Wharton M: Varicella mortality: trends before vaccine licensure in the United States, 1970–1994. *J Infect Dis.* 2000, 182: 383-390. 10.1086/315714. PubMed Google Scholar

Author Profile



Dr. Laureta Sadedini: is graduated in the Faculty of Medicine University of Tirana. Now she is working at the Pediatric Emergency Department of the University Hospital Center: “Mother Teresa”, Tirana, Albania.



Ass/Prof. **Hamide Hoxha** graduated in the Faculty of Medicine University of Tirana, with excellent grades. She works in Pediatric Infectious Diseases Services, Department of Pediatric, University Hospital Center “Mother Theresa” Tirana, Albania, from 1985 and she have good experience and skills in this field